




**Musculoskeletal
Health Australia**
Knowledge. Choice. Connection.

PSORIATIC ARTHRITIS SELF-CARE PLAN



**A plan to help you understand,
manage and live well with
psoriatic arthritis (PsA)**

A plan to help you understand, manage and live well
with psoriatic arthritis



**Musculoskeletal
Health Australia**
Knowledge. Choice. Connection.

Table of contents

What is a self-care plan and how can it help me.....	4
Section 1. Learning about psoriatic arthritis (PsA)	5
Section 2. Treatments for psoriatic arthritis (PsA).....	20
Section 3. Psoriatic arthritis (PsA) needs exercise.....	30
Section 4. Healthy eating when you have psoriatic arthritis (PsA).....	37
Section 5. Managing your pain.....	44
Section 6. Your mental and physical wellbeing.....	65
Section 7. Looking after yourself.....	76



This plan was made possible through a generous grant from UCB

What is a self-care plan and how can it help me?

Learning that you have psoriatic arthritis (PsA) is the beginning of a long expedition into unfamiliar territory and you're sure to have dozens of questions swimming around in your head.

You've no doubt had lots of tests, seen many doctors, and have possibly already started treatment. But where do you fit into this plan? What are the steps that you can take every day to help yourself live an active, healthy and fulfilling life, while managing your pain and other symptoms?

That's exactly where this self-care plan comes in. With the collective wisdom and experience of other people living with PsA, and guided by the latest research, our medical advisors and Musculoskeletal Health Australia staff, we've created a plan that puts you at the centre of managing PsA.

We've designed this plan to put you back in the driver's seat, providing you with the information, tools and support systems you need to become actively involved in managing your arthritis. Years of research and experience have shown that the more involved you can be in managing your health, the less pain and greater quality of life you'll experience.

This plan will guide you through understanding your condition and its treatments, through to the vital role of exercise and healthy eating, and practical ways to manage your pain. You'll learn new skills to care for your mental health and wellbeing – helping you to build resilience no matter what PsA and life in general throws at you - and you'll learn how to manage many everyday risks to your health.

While this plan is designed to be a practical resource that puts you at the centre of your care, remember that it doesn't mean all the responsibility for managing PsA rests with you. Your healthcare team and Musculoskeletal Health Australia are always here for you, ready to provide you with information, guidance and support whenever you need it.

Using your self-care plan: The self-care plan isn't intended to be read from front to back – although you could certainly do that. We think the most helpful way to use it is to dip in, scan the contents and choose where you'd like to start. Each section is its own unique guide with information, hints, tips and links for more information.

Make notes and add your own thoughts, insights and experiences. This is your journey and self-care plan – make it your own. And if you have feedback on how we can improve this plan for others, please let us know.

1. Learning about PsA

Things to remember

- PsA is a chronic (ongoing) health condition that causes pain, stiffness and swelling in your joints.
- It's usually associated with the skin condition psoriasis, but it can occur in people without psoriasis.
- Learning as much as you can about PsA is one of the main steps to managing your condition as well as you can.
- PsA can affect people in mild, moderate or more severe ways. It can also go into remission for periods.
- It's normal to experience a wide range of different thoughts and feelings when you're diagnosed with PsA. These will usually soften over time, but there's always help available if you need it.
- There's no one test that can diagnose PsA – it's diagnosed based on a combination of your symptoms, a physical examination, blood tests and scans.
- Learning about what each member of your healthcare team does, asking questions, and keeping track of your test results and your symptoms helps you to be more actively involved in your healthcare.
- Family, friends and peer support groups can make all the difference in how you cope with pain and other symptoms.

Knowledge helps put you in control

Living with and managing PsA well begins with learning as much as you can about it – because the better you understand your condition and what's happening in your body, the better you can manage it.

With the right knowledge, you'll be able to ask your healthcare professionals clearer questions, become more involved in decisions about your treatment, understand how your lifestyle affects your symptoms, and therefore play a more active role in managing your PsA daily and over the longer-term.

Finding out you have PsA

If you've recently found out that you have PsA, you're probably experiencing a whole range of thoughts and feelings.

You may be feeling shock, confusion and anger - and possibly fear about what the future holds. Some people have a sense of disbelief or denial, especially if it wasn't a diagnosis they were expecting.

Sometimes, a diagnosis of PsA can give you a sense of relief, especially if you've had pain and other symptoms for some time without knowing what was causing them. With a clear diagnosis, you may feel that you have a way forward with a clear treatment plan. Or, you may still be feeling that you have more questions than answers.

It's helpful to know all of these thoughts and feelings are normal. Sharing how you feel and building a support network around you can help you to cope – now and in the future.

Over time, your emotions will change and will usually soften. Life may be a little different, but you'll begin to adapt and experience a new way of living and managing your health. It's important to know that psoriatic arthritis can affect people in mild, moderate or more severe ways. It can also go into remission for periods. There are many treatment options available, and importantly a number of lifestyle changes you can make that will have an enormously positive affect on your health.

Where to get help

For some people, the intense emotions at the time of diagnosis don't go away. Or you may find that living with PsA continues to cause challenges that affect your mental wellbeing.

The [mental and physical wellbeing section](#) of this self-care plan includes lots of information and links to support your mental wellbeing at any stage of living with PsA.

“I didn't realise it could be PsA if you're inflammatory markers were normal. That delayed me seeing a rheumatologist for 18 months.”

Mary



What is PsA and who does it affect?

PsA is a chronic (ongoing) health condition that causes pain, stiffness and swelling in and around your joints. The cause is only partially understood but is believed to be the result of some parts of your immune system causing inflammation where it's not necessary. This is called an 'autoimmune condition'.

Our immune system is designed to look out for and attack foreign bodies – like bacteria and viruses – that can make us sick. For reasons that we don't fully understand, when you have PsA, your immune system gets confused and targets your joints and healthy tissues as if they were foreign bodies. This causes ongoing inflammation and pain. It also causes the rapid build-up of skin cells, resulting in the scaly rash we know as psoriasis.

PsA affects both men and women and can occur at any age.

How PsA develops and how severe it is will be different for each person. However most people will have psoriasis first, followed by arthritis.

Your symptoms can change from day to day and at times they can become much worse (called a flare). At other times, your symptoms may go away (called a remission).

Your joints and what happens to them in PsA

Your joints are the places where bones meet. The ends of your bones are covered in a thin layer of cartilage, which acts like a slippery cushion: absorbing shock and helping your joints to move smoothly.

A tough capsule wraps around your joints (the synovial membrane) and is filled with synovial fluid. This fluid lubricates and nourishes the cartilage and other parts of the joints.

Ligaments hold the joint together by joining one bone to another. Your muscles are attached to the bones by tendons. As your muscles contract, they pull on the bones to make the joint move.

Entheses are the tissues that connect your ligaments or tendons to your bones.

When your immune system attacks joints in PsA, many different things happen:

- too much synovial fluid can be produced, causing joints to become swollen
- the synovial membrane that lines your joints becomes inflamed
- cartilage may become damaged (for some people, not all)
- joints become stiff and painful to move
- ligaments, tendons and entheses around the joint can become inflamed and painful.

What are the symptoms of PsA?

The most common symptoms of PsA include:

- joint pain
- joint swelling, heat and redness
- joint stiffness, especially in the morning or after sitting or being inactive for a while
- scaly, dry and itchy skin patches ([psoriasis](#))
- inflammation of your entheses (enthesitis), often at the heel or the sole of your foot
- small dents (pitting) in your fingernails and toenails
- back pain
- swollen fingers or toes (dactylitis) caused by inflammation of the tendon in the digits (also called 'sausage' fingers or toes)
- inflammation of the eyes (called uveitis), causing eye pain and redness
- tiredness that doesn't go away – this can be physical and mental and is often called fatigue.

PsA can affect a small or large number of joints in the body, but most often affects the shoulders, neck, back, fingers, wrists, ankles and knees.

More to explore

- Versus Arthritis (UK) has lots of [helpful information about PsA](#).
- UpToDate has a detailed [patient education resource on PsA](#).

How is PsA diagnosed?

There isn't one single test that can be used to diagnose PsA. Instead, PsA is diagnosed based on a combination of:

- the symptoms you're experiencing
- a thorough physical examination and assessment by your doctor
- various blood tests to check for inflammation and [antibodies](#) that are associated with PsA, and to rule out other potential conditions
- different types of [scans \(imaging\)](#) to check for joint inflammation and damage – these are also used to keep an eye on how PsA develops over time.
- If you visit your family doctor (GP) with symptoms that suggest you might have PsA, they'll usually order some of these tests and refer you to a doctor who specialises in arthritis, called a [rheumatologist](#). The rheumatologist will usually order more tests to help them make a diagnosis.

If you have joint symptoms but haven't been diagnosed with PsA or another type of arthritis, then it's really important to see your GP as soon as possible.

The earlier PsA is diagnosed, the earlier you can start treatment to help control the inflammation, better manage your pain, and reduce the risk of long-term damage to your joints.



More to explore

- [Creaky Joints \(USA\)](#) has more information about diagnosing PsA.

Keeping track of your test results

When you're first diagnosed with PsA, your GP and rheumatologist will order quite a few different tests and you'll quickly start to learn a whole new language!

Your rheumatologist will continue to order many of these tests to keep an eye on your PsA and how it develops over time.

One of the ways that you can be actively involved in managing PsA is by asking for copies of these results and keeping them in a safe place. This can help you to:

- see how your PsA changes over time
- understand how your PsA responds to different treatments and lifestyle changes
- have test results at your fingertips to share with other healthcare professionals.

Tips for keeping track of test results

- At each doctor's appointment where you receive blood test results, ask if you can have a printout of these. Don't be shy about asking – it's your body and your right to have a copy.
- Keep your blood test printouts in date order where they are easy to find: a clear plastic folder works well. Or you may prefer to scan and upload your results to an app (see the tips box about health tracking tools later in this section).

- Most scans are now stored electronically, but you may be given physical copies of your scans to keep. These can be quite large, so a large clear plastic bag that's used to carry artwork or a large plastic storage box can be handy for storing these.
- Remember to take these test results and images along to any new healthcare appointment – such as when you see a physiotherapist or exercise physiologist for the first time.

Keeping track of your symptoms

When you go to your medical appointments, do you find it difficult to accurately answer questions about how you've been since your last visit? How you've been sleeping, how your symptoms have been, how often you've been exercising, or how many flares you've had?

When you try to remember, it's very easy to get things wrong. Our memories aren't always reliable, and can be influenced by many other factors, including our emotions.

To help provide your doctor with a clearer picture of what's been happening – and so your treatment plan is based on facts – it can be very helpful to keep track of your symptoms.

Tracking your symptoms is also a good way for you to see how your daily activities and feelings might be affecting them, and to pick up on any trends. For example, you might notice that you consistently sleep well on Wednesday nights and have less pain on Thursdays – and you can track this to the swimming you do every Wednesday. This can provide you with good motivation to keep up your swimming – and possibly to look at increasing the amount of water-based exercise you enjoy.

Or, you may notice you have increased pain on Saturday mornings after doing a big stint of housework most Fridays. This could tell you that you need to pace yourself with housework, or enlist some extra help.

To get started, you can simply grab a notebook and start jotting things down, try one of the apps suggested below, or download a blank template. It doesn't matter what you use for your tracking: the most important thing is to keep it up so the information is relevant and useful for you and your healthcare team.



Tips for health tracking tools

- You might like to try a smartphone app or online tool to keep track of test results, exercise, eating, medicines, symptoms and more:
- Versus Arthritis (UK) has a free [Arthritis Tracker app](#) for iPhone and Android. It was originally designed for teens and young adults, but it's popular with adults too.
- You can also track symptoms simply by adding them to the free 'Notes' app on your smartphone – where you can also upload and save copies of test results.
- If you'd prefer to keep track of your symptoms on your computer or with pen and paper, try an internet search for a "symptom tracker template". You'll find many free templates that you can either use on your computer or print off and fill in by hand.



Working with your healthcare team

Your healthcare team will be made up of different healthcare professionals, with you at the centre of the team.

You may see some of these healthcare professionals regularly, and you may see others only when you need help in managing a specific issue.

You'll be able to work best with your team and get the greatest benefit from their skills and your visits when you understand a bit more about the role they can play in your care.

Doctors and specialists

Your general practitioner (GP), also called a family doctor, is an important partner in managing your PsA and is likely to be the healthcare professional you see most often. They can help you to:

- manage your condition day-to-day
- write repeat prescriptions
- manage any other health conditions you may have
- make sure you're up to date with health screens and vaccinations
- access other health professionals and services – including coordinating your care.

Rheumatologists are doctors who specialise in diagnosing and treating problems with joints, muscles, bones, and the immune system.

Usually, you'll be referred to a rheumatologist to diagnose PsA. Most people with PsA will need the ongoing care that a rheumatologist can provide, while seeing a GP in between their specialist visits.

Dermatologists are doctors who specialise in diagnosing and treating conditions that affect the skin, hair, and nails. You may already be seeing a dermatologist if your psoriasis appeared before your arthritis. Or your GP or rheumatologist may refer you to one.

Ophthalmologists diagnose and treat eye problems, like uveitis, which can be a symptom of PsA. Your GP or optometrist will refer you to an ophthalmologist if your eyes are affected.

Pain specialists are doctors who diagnose and treat pain. They come from a variety of different medical specialties such as psychiatry, anaesthetics, and general practice. They often work with a team of other health professionals to treat all aspects of your pain, from the physical, to the mental and emotional aspects.

Orthopaedic surgeons specialise in the surgical treatment of bone, joint, ligament, tendon, and muscle conditions. If your rheumatologist thinks you may need an operation for PsA, they'll refer you to an orthopaedic surgeon.

Psychiatrists are medical doctors who specialise in diagnosing and treating mental health conditions. A psychiatrist can prescribe medicine as well as use talking therapies.

Allied healthcare professionals

Rheumatology nurses have specialised knowledge about different types of arthritis and can provide you with education and counselling, as well as helping to monitor disease progression and coordinating other parts of your care.

Physiotherapists, often called physios for short, use physical therapies - like exercise, massage, heat and cold - as well as education and advice to help keep you moving and functioning as well as possible.

A physio can also show you pain relief techniques and design an exercise program for you. Exercise physiologists, also called EPs, can help to improve your health and fitness through exercise programs tailored to your specific needs. They can also support you in healthy lifestyle changes.

Occupational therapists or OTs can provide advice on pacing yourself and managing fatigue, as well as how to modify daily activities both at home and work to reduce strain and pain on affected joints.

They can help you learn better ways to do everyday activities such as bathing, dressing, cooking, working, eating or driving. OTs can also provide information on aids and equipment to make everyday tasks easier.

Podiatrists specialise in foot care and can assess, diagnose and treat foot and lower limb problems, including problems with your toes and ankles, and with walking.

They can also advise you about supportive footwear and shoe inserts, called orthotics. Hand therapists are OTs or physios who've had extra training and can help to treat and manage arthritis symptoms in your hands, fingers, wrists and elbows.

Dietitians provide information and advice on food and nutrition. They can develop a healthy eating plan for you, helping you to get the different nutrients you need.

If needed, a dietitian can also support you to lose weight or to gain weight in a healthy way.

Psychologists can help you to work through your feelings, especially if you're feeling anxious or depressed.

Many people with PsA find it helpful to talk with a psychologist about how they're coping with pain and the emotions around living with an ongoing health condition.

A psychologist can provide different types of talking therapies, including cognitive behavioural therapy (CBT), and can help you to set goals.

Pharmacists can help you to understand more about your prescription and over-the-counter medicines – and how to use them correctly and safely.

How and where can I see these healthcare professionals?

There are a number of different ways you can access different healthcare professionals. To see a specialist doctor such as a rheumatologist, dermatologist, ophthalmologist or psychiatrist, you'll need a referral from your GP or another specialist doctor.


To see allied healthcare professionals, such as a physio, dietitian or psychologist, you can:

- Ask your GP to write you a chronic disease management plan with the healthcare professionals you need. The plan will include five sessions in a year with these healthcare professionals and Medicare will pay for part of the cost.
- See a healthcare professional through the public health system – in public hospitals and in community health centres and rehabilitation services – and at low or no cost. You'll usually need a referral from your GP to access these services and there'll most likely be a waiting list.
- Book an appointment directly with the healthcare professional of your choice at their private clinic. You don't need a referral to do this. Private healthcare professionals' fees vary, so always ask what the cost will be when you book your appointment. If you have 'extras' as part of private health insurance, it may pay for part of the cost.

You can ask your GP or call the Back Pain | Arthritis | Musculoskeletal Condition (B.A.M) Helpline 1800 263 265 for more info.

More to explore

- We have a series of articles that cover the different groups of health professionals and therapists who'll help you to live well with a musculoskeletal condition such as PsA:
 - read more about the different specialists involved in your care
 - learn more about different types of physical therapists and how they can help you
 - find out about the different types of support available for mental and emotional well-being.
- Here are direct links to professional associations where you can search for a healthcare professional in your local area who has the expertise you need:
 - [Find a rheumatologist](#)
 - [Find a dermatologist](#)
 - [Find an orthopaedic surgeon](#)
 - [Find an ophthalmologist](#)
 - [Find a psychiatrist](#)
 - [Find a physio](#)
 - [Find an EP](#)
 - [Find an occupational therapist](#)
 - [Find a podiatrist](#)
 - [Find a hand therapist](#)
 - [Find a dietitian](#)
 - [Find a psychologist](#)



Tips for getting the most out of your healthcare appointments

- Write down your questions – and leave space to write down your answers.
- Ask the most important questions first.
- If you have a lot of questions or several issues to address in one appointment, ask to make a double or long appointment.
- Remember to take your scans and test results with you.
- You might like to take another family member or a friend to your appointment – they may be able to help you ask questions and to chat with you afterwards about what your healthcare professional said.
- If you don't understand something your healthcare professional has said, ask them to explain it again.
- You generally don't need to make treatment decisions on the spot. If your healthcare professional has suggested a new treatment, it's fine to tell them you need some time to think and talk about it with your family.
- Ask as many questions as you need to about any new treatment your healthcare professional suggests – including the benefits, side effects, risks and costs. Some medicines may interact with other treatments or may need to be stopped if surgery is planned or if you're trying to conceive. So it's important to be fully informed.

Questions to ask your healthcare team

Sometimes, it can be difficult to know where to start with questions for your healthcare team – especially if you've been recently diagnosed with PsA or you're starting a new treatment.

Here are some questions that might help to get you started – many of these are most relevant for your rheumatologist and GP.

You might like to print this list and add extra questions of your own. Remember, there's no such thing as a silly question!

- How severe is my PsA?
- What damage do I have to my joints?
- How often will I need to have blood tests and scans to check on the progress of my PsA?
- What type of exercise program do you recommend for me?
- What treatment/s – medicine, exercise, lifestyle change - do you recommend and why?
- What written information can you give me about this treatment?
- How will I know if the treatment is working?
- Will the dosage of my medicine be changed throughout treatment?
- Will I need to have extra blood tests on this medicine?
- Will this medicine affect my ability to have children?
- What should I do if I have new or worsening side effects or symptoms while on this treatment?
- What should I do if I'm already taking or need to start taking any other medicines?
- What local healthcare services do you recommend for additional support?
- Does your practice have a rheumatology nurse I can talk with?

Support from your family and friends

The support of your family and friends is really important when you have PsA. Research has shown that people who have positive social support cope better with their pain.

To be able to support you, your family and friends will need to learn more about PsA.

They'll also rely on you being honest with them: so don't be afraid to let them know when you're struggling and need extra help. You might be experiencing pain and symptoms that other people can't see on the outside, so communicating how you're feeling is going to be very important as you establish a support network.



Tips for talking to your family and friends about PsA and asking for help

- Your family and friends are on a big learning curve with you and, just like you, will need to understand what PsA is, how it's treated, the ways it will affect you, and what the future may have in store. You might like to email or print parts of this self-care plan to help them understand more. You may also like to take a close family member or friend to your doctor's appointments.
- It's important that everyone can be honest about their feelings. Let your family and friends know how you're feeling – and ask them to share how they're feeling too.
- Let your family and friends know what type of support you would like from them. It can be difficult to ask for help and it can be difficult for others to know how to offer help – so be as specific as you can. Here are some examples to get you thinking about the type of support you might need and how you could approach these conversations with family and friends:
 - "I'll need extra help cooking dinner because it's really hard work on my ankles and wrists. I thought each of you could start taking a turn cooking one night a week. We could write up a roster together – how does that sound?"
 - "Gardening isn't easy for me anymore. Is that something you can give me some extra help with? Or we could find a local gardener to come regularly."
 - "PsA makes me very tired and I need to get to bed earlier, but I'm not so good at sticking to my own plans. Can you please help me to make sure I'm in bed by 10.30pm every night? Sometimes, that means certain things just won't get done."
 - "It's more important than ever that I make time for exercise and to relax, especially when I have extra pain. Can we talk about some things you might be able to take off my to-do list to help me free up some time?"
 - "Having someone else do the housework would be the best possible thing for me right now."
 - "When I'm having a flare, the pain makes we feel really cranky. Please don't take that personally and try to be extra-patient with me."

You may also need to tell family and friends what you don't want help with! If you have set up honest two-way communication from the start, this will be much easier.

Support from other people with PsA

There's nothing like talking with someone who knows what living with PsA is like.

Sometimes you might want to talk with a friend who also lives with arthritis or pain. Or you might want to look into joining a peer support group. They're available all over the country. Some meet face-to-face, while others connect through social media and websites.

If you're interested in online support, you're not just limited to Australian groups. There are some very interesting forums, social media pages and blogs all around the world.

If you find some you like, remember to bookmark their page or join them so that you can get back in touch when you need to.

More to explore

- Find out more about our network of support groups [here](#).
- Call the Back Pain | Arthritis | Musculoskeletal Condition (B.A.M) Helpline on 1800 263 265 to find out more about support groups in your area and that fit with your needs.
- The [National Psoriasis Foundation \(USA\)](#) has the world's largest online community of people with psoriasis and PsA, as well as lots of other useful resources.
- Check out [Psoriasis Australia on Facebook](#) for information about events, research and other news related to psoriasis and PsA.
- [Creaky Joints Australia](#) has good information about how peer support groups work.

2. Treatments for PsA

Things to remember

- There are many different treatments that can help you to manage PsA and to live a healthy and active life.
- There are five main types of medicine used to manage the arthritis symptoms of PsA – most people will need to take more than one type because different medicines work in different ways. The medicines you need to take will probably change over time.
- Physical or manual therapies are an important part of your treatment plan for PsA. They include hands-on therapies to help relieve your pain and stiffness and to improve your mobility, movement and joint function.
- Many people with arthritis are interested in trying complementary therapies. There's not as much evidence for these as for conventional therapies, but the evidence is increasing. Always talk to your doctor before trying any complementary therapy.
- Some people with PsA may need surgery if all other treatments haven't provided enough relief from symptoms. A surgeon will discuss the risks and benefits so you can decide if surgery is right for you.

There are many effective treatments to help manage PsA

While there's no cure for PsA, there are many different types of treatments to help you manage the condition and its symptoms so you can continue to lead a healthy and active life. The earlier you start treatment for PsA, the better it will usually work.

For most people, treatment will include prescription medicines as well as physical therapies and lifestyle changes. For some people, treatment may also include surgery.

Medicines

Your rheumatologist will recommend and prescribe medicines for your PsA. Most people with PsA need to take more than one medicine - because different medicines work in different ways.

There are five main types of medicines used to treat PsA and help manage its symptoms, these include:


- **pain relievers** (also called analgesics) for temporary pain relief.
- **non-steroidal anti-inflammatories** (NSAIDs) to control inflammation and provide pain relief.

- **corticosteroids** (steroids) can be taken in tablet form or injected into joints. They act quickly to control or reduce inflammation but are usually avoided as long-term therapy because of their many side effects. They can cause psoriasis to flare when stopped.
- **disease-modifying anti-rheumatic drugs** (DMARDs), used to control inflammation and act on the immune system to calm down and get control of your disease. They often take weeks to take effect.
- **biological disease-modifying medicines** (bDMARDs), which are also called biologics and biosimilars. These also work to control your immune system, but in a much more targeted way.

The medicines that your rheumatologist prescribes will depend on your particular symptoms, and how much pain and inflammation you have.


Your medicines may also change over time. Your rheumatologist might need to try different medicines to find out which will work best for you, or you may need another or a different medicine if your condition or symptoms get worse.

Usually, you need to have tried a certain number of medicines before another is recommended for you. For example, bDMARDs are only prescribed if your PsA is active and if you haven't had success with standard treatments.



'I was struggling with mobility due to knee swelling, despite being on several medications. I was seeking allied health support, but only wanted to see someone with experience dealing with PsA. This was hard to find, even from my rheumatologist.'

Ged



'I was really reluctant to go on a biologic plus methotrexate, but I took my rheumatologist's advice and then tapered as soon as symptoms settled.'

Freya

The importance of disease control

Psoriatic arthritis may be mild, moderate or severe. When inflammation persists, pain can cause people to become frustrated, depressed and less active. When blood levels of inflammation are high in severe PsA, we know the immune system is in an unhealthy state. Studies show it may increase the risk of heart disease. For people with severe PsA significant joint damage may occur from uncontrolled inflammation. Understandably people may become concerned about the need to take medicines, but the effect of inflammation that's allowed to persist (poor disease control) can be very damaging. So your doctor may discuss ways to get your condition under control using medicines and other means. This has the overall effect of getting your body into a healthier state by reducing inflammation levels in your whole system.

Side effects of medicines

All medicines have possible side effects. But that doesn't mean that everyone will experience side effects. These can vary a lot from person to person and may be mild or more serious.

Knowing about the possible side effects and talking openly about these with your doctor can help you to plan together and quickly get on top of any that you experience.

Ask your doctor about the more common side effects with your medicine and what you should do if you experience any of these.

Biologics and DMARDs may increase your risk of infections. Your rheumatologist will tell you more about this, and ways you can reduce this risk.

If you're prescribed certain medicines, you'll need to have regular blood tests that check for side effects and monitor your disease activity.

How we can help

You can call the Back Pain | Arthritis | Musculoskeletal Condition (B.A.M) Helpline and speak to one of our nurses to learn more about treatments for PsA and ask questions about your treatment. Call 1800 263 265 or email helpline@muscha.org

More to explore

- UpToDate has a patient education resource on PsA that looks at the [different types of medicines](#) in detail.
- The Group for Research and Assessment of Psoriasis and Psoriatic Arthritis (GRAPPA) – has developed a [patient's guide to treatments for psoriatic arthritis](#).
- Creaky Joints Australia has a useful resource on the [treatments for psoriatic arthritis](#).
- [The Australian Rheumatology Association](#) produces medicine information sheets on each of the main prescription medicines used to manage PsA. The medicines are listed from A-Z by ingredient name.
- [NPS MedicineWise](#) provides information to help you make the best decisions about your medicines. You can search the 'Medicine Finder' for information on prescription and over-the-counter medicines – or call 1300 MEDICINE (1300 644 424) for more information on your medicines.

Treatments for psoriasis

One of the most common symptoms of PsA is psoriasis. This skin condition can range in severity and the affect it has on a person's life. Often a combination of different treatments is required to control the pain and inflammation of psoriasis. Your GP or dermatologist will be able to guide you on the best treatments for you.

People with mild psoriasis may be able to manage it using a variety of over-the-counter treatment options. They include:

- unscented moisturisers to keep skin soft and moist, and to relieve itching
- cortisone creams or ointments to reduce inflammation
- tar products (in shampoos, creams, lotions) to reduce inflammation, however they have a strong smell and can stain clothing, skin and hair
- ultraviolet light therapy (phototherapy).

For people whose psoriasis is more severe, medicines may be prescribed, and used in combination with the treatments listed above.

None of these treatments will cure psoriasis, but they will help you manage it.

Treatments for eye symptoms of PsA

Some people living with PsA develop an eye problem called uveitis, which causes a painful red eye with blurred vision and sensitivity to light. It can happen in one eye or both eyes. If you develop eye symptoms, it's always treated as a medical emergency and you'll need to quickly get your eye checked and treated by an ophthalmologist. Treatment is usually with prescription eye drops, which reduce the chance of permanent eye damage.

While this sounds very scary, and is a significant problem, it's important to know that by understanding this risk, and knowing what signs to be alert for, you can reduce the risk of damage to your eyes.

Ask your GP or rheumatologist what you should do if you develop any eye symptoms.

More to explore

- UpToDate has a patient education resource on psoriasis including [detailed info about treatments](#).
- Better Health Channel's provides clear information on [uveitis and how it's treated](#).
- Versus Arthritis (UK) has more information about treatments for [psoriatic arthritis](#). Click on 'Treatment' in the left menu.





Our community's tips for taking your medicines

- Talk with your pharmacist about any medicines that you haven't used before. Ask about potential side effects, when and how you should take them, and how to store them correctly.
- Create a medicines list that you can keep handy in your purse or wallet, or on your phone. Or use an app like the free MedicineWise app from the National Prescribing Service.
- Having a list of all of your medicines can be very handy, especially if you need to go to hospital (planned or suddenly) or need to give a list of all your medicines to another healthcare professional.
- Many pharmacies also have their own apps to track and store information about your medicines. Ask your pharmacist if they have one.
- If you have trouble remembering to take your medicines, or you take several medicines, a pill organiser is extremely helpful. It allows you or your pharmacist to store your weekly medicines in compartments for the day of the week and time that your dose is due. This is also really helpful when you are fatigued or have brain fog, as you can quickly see if you've missed a dose.
- Talk with your doctor or pharmacist about what you should do if you miss taking a dose of your medicine. It happens to all of us, so be prepared.
- For Aboriginal and Torres Strait Islander people living with chronic conditions, you may be eligible for the Closing the Gap Pharmaceutical Benefits Co-payment Program. Ask your GP or prescriber to register you.
- When taking a new medicine, keep an open mind. Try not to prejudge what to expect from it. Advice from your doctor, or information from other people who've used it can be a useful guide about what to expect, but it's only a guide. Your own body and mind are the real judge about how a medicine is working for you.
- If you're experiencing physical or mental side effects that you haven't expected or been forewarned about, don't ignore them. Make an appointment to discuss them with your doctor.

Physical therapies

Exercise is the most important physical therapy you can do to help yourself. It strengthens muscles and makes joint tissues less stiff, which reduces pain levels. Exercise leads to less stress, better mental health, better cardiovascular health, reduces risk of falls and broken bones as you get older and helps keep your weight down.

Other physical therapies provided by professionals are also an important part of your treatment plan for PsA.

These therapies use a hands-on approach to help relieve your pain and stiffness and to improve your mobility, movement and joint function.

The most common of these include chiropractic, massage, myotherapy, occupational therapy, osteopathy, physiotherapy and reflexology.

More to explore

- You can read more about many of these different types of therapies in Section 1 of the PsA self-care plan under Working with your healthcare team or in the separate MHA blog Physical or manual therapies.

How a GP chronic disease management plan can help

You may have heard people talking about having a management plan from their GP to help manage a chronic (ongoing) health condition like PsA.

These plans include five visits a year to other healthcare professionals – like a physio, exercise physiologist or podiatrist - and Medicare will pay for part of the cost. These five visits may be to one healthcare professional or be spread between several professionals.

If you're interested in this service, book an appointment with your GP and let the receptionist know you want to create a chronic care plan. You'll usually need a long or double appointment to do this.

Complementary therapies

Complementary therapies include a wide range of medicines, products or practices that are not currently considered to be a conventional or mainstream medical treatment.

These therapies include acupuncture, supplements, herbal medicines, meditation, massage, aromatherapy and naturopathy.

Complementary therapies are widely used by people with arthritis, including people with PsA to help:

- manage symptoms such as inflammation, pain and fatigue
- deal with anxiety and stress
- with sleep
- feel in control of their own health.

While many people feel that using complementary therapies benefits their health and wellbeing, there isn't as much evidence to support their use for PsA as there is for conventional treatments.

For many complementary therapies, there aren't enough well-designed randomised controlled trials to show whether they're effective.

But it's true that some types of complementary treatments show promise and may be helpful for managing some of the symptoms of PsA. More and more research is now focusing on these therapies, but because the evidence is still lacking, it's wise to be cautious.

If you're interested in using any complementary therapy, it's important to remember that they may have side effects and they can interact with your other treatments. That's why it's so important to talk with your doctor about any complementary therapies you're interested in trying.

More to explore

- National Psoriasis Foundation (USA) has some useful information on complementary and integrative medicine for both [PsA and psoriasis](#), and covers diet and nutrition, activity and mindful lifestyle, and hands-on care (e.g. acupuncture). Click on the headings to access more detailed information.
- Our article [Do your research](#) includes detailed tips to consider before starting a new complementary therapy, including helpful suggestions for doing your research and questions to ask.
- Our resource [Complementary and alternative treatments](#) includes brief information about many of the popular types of complementary therapies and links to professional associations for their therapists.

Surgery

Most people with PsA will be able to manage their condition using a combination of [exercise](#) and [physical therapies](#), medicines prescribed by their GP, rheumatologist or dermatologist, and self-management like [healthy eating](#) and caring for their [mental and physical wellbeing](#).

Some people may need surgery if all other treatments haven't provided enough relief from symptoms. Your doctor may suggest surgery as an option to:

- relieve pain that's no longer controlled with treatments such as medicines, heat and cold, massage or exercise
- improve your joint movement
- improve your mobility and independence
- correct the position of joints that have become misaligned
- improve your health and wellbeing if joint pain affects your sleep, mental health, ability to work or take part in other important activities or events.

If your doctor thinks that surgery might be a good option for you, they'll refer you to an orthopaedic surgeon. Together, you can discuss the benefits and risks of surgery and decide if it's right for you.

If you're not sure about surgery or don't feel comfortable about the information from the surgeon, ask your doctor to refer you to another surgeon for a second opinion.

Understanding your surgery

You should discuss the risks of your specific surgery with your surgeon and anaesthetist before you decide whether to go ahead with it. And if you don't understand something, ask them to explain it some more.

As well as understanding the procedure and what to expect, don't forget to ask your doctor about any rehabilitation required, the costs involved with surgery and for an idea of how long you may be waiting for your surgery. Also ask how long it will take you to recover and get back to doing your usual activities.

It can be helpful to take someone with you to these consultations. There can be a lot to take in, so an extra set of eyes and ears can help you make sense of it all. They can also provide you with support if you feel anxious or stressed (which is completely understandable!).

More to explore

- Our article [Surgery and musculoskeletal conditions](#) includes information about some of the more common types of surgery used for arthritis. It also covers what to discuss with your surgeon, getting ready for surgery, recovering from surgery, and the possible costs.
- Arthritis Foundation (USA) has a [helpful checklist](#) to help you prepare for going home after surgery.

3. PsA needs exercise

Things to remember

- Being physically active is an important part of managing your PsA and can help to improve pain, stiffness and fatigue – as well as boosting your mood and overall wellbeing.
- It's ideal to enjoy different exercises that help you to increase flexibility, strength and overall fitness. Exercises like swimming, tai chi and walking can help with all of these at the same time.
- Making an exercise plan can help you to keep track, stay motivated and see how exercise helps you manage symptoms.
- It's also important to find the right balance between exercise and rest – and to know when your joints need more or less of each.
- It can be more fun to exercise with friends, in a group or as part of a team. Our Back Pain | Arthritis | Musculoskeletal Condition (B.A.M) Helpline can help you to find a class, group or centre that suits you.

Why exercise is so important for PsA

It's understandable that you might feel anxious about exercise when you first learn that you have PsA. You might be worried about damaging your joints or causing more pain.

That's why it's good to know that being physically active can help improve your PsA symptoms, including pain, stiffness and fatigue. (On the flip side, not being active can increase your pain, stiffness and fatigue.)

Being active is also important for your overall good health and well-being. It helps keep your muscles, bones and joints strong so that you can keep moving. It reduces your risk of developing other conditions such as heart disease, osteoporosis, diabetes and some forms of cancer. It boosts your mood, benefits your mental health, helps with weight control and improves sleep.

Different types of exercise for PsA

There are many different types of exercise to choose from. The type that will be best for you will depend on what you enjoy and suits your lifestyle, the severity of your symptoms, and whether or not you have other musculoskeletal conditions or health issues.

If you aren't sure which exercises are suitable for you, be guided by your doctor or other health professional, such as a physiotherapist or exercise physiologist.

It's ideal if you can do some form of exercise every day.

The exercises you choose should ideally help with:

- **flexibility** – stretching and range of movement exercises help maintain or improve the flexibility of your joints and nearby muscles. They will help keep your joints moving properly and ease joint stiffness.
- **strength** – to build muscle strength, provide stability to your joints, improve your bone health and improve your ability to perform daily tasks
- **overall fitness** – exercise that gets you moving and increases your heart rate - like brisk walking, swimming or cycling - will help improve your heart and lung health and can also help with endurance, weight loss, and preventing other health problems like diabetes. This type of exercise is also called aerobic exercise, cardiovascular exercise or 'cardio'.


It's handy that there are many types of exercise that can help with your flexibility, strength and overall fitness all at the same time. Many of these are suitable for people with PsA and include:

- swimming or water exercise classes
- tai chi
- brisk walking
- chair exercises
- low-impact aerobics
- strength training.

Choose activities that you enjoy, are committed to doing, and that fit with your lifestyle and experience of PsA.

'For me it's about the impact of activity. It's still very painful for me to squat and lunge, so knowing how to modify them, and working with trainers or physio/EP that can help with what you need.'

Steph



The feel-good chemicals released by exercise

When you exercise, your body releases chemicals such as endorphins, serotonin and dopamine into your bloodstream.

They're sometimes called 'feel-good' chemicals because they boost your mood and make you feel good.

These chemicals also interact with receptors in your brain and 'turn down the volume' on your pain system.

More good reasons to keep active!



Make an exercise plan and keep track

You'll find it's easier to exercise regularly if you plan it. It's very easy for life to get in the way – work, family, social activities, household chores - and exercise is often the casualty.

You can create a simple chart with the days of the week, the types of exercise you'll do, and how long you'll exercise for. There are many different ways you can record this information: you might like to keep the chart on your computer desktop, write it down in a notebook, or use a health and exercise [tracking app](#).

Day	Time	Exercise	How long
Sunday	3pm	Walking the dog	45 minutes
Monday	6pm	Aqua aerobics class	1 hour
Tuesday	7am	Stretching exercises	30 minutes
Wednesday	12.30pm	Lunchtime walk	30 minutes
Thursday	6.30pm	Online yoga class	30 minutes
Friday		Rest day	
Saturday	9am	Walk to and from the farmers' market	1 hour

You might also find it useful to jot down some notes about how you felt after being active: Did your pain improve? Did you feel your mood lift? Or did you over-do it?

These notes can help you to better manage your PsA and see how it responds to exercise and how you might want to adapt your plans. If you're working with a physio or exercise physiologist, this information can provide them with useful feedback to help them fine-tune your exercise plan.



Tips for balancing exercise and rest

Sometimes it can be difficult to exercise due to pain. An inflamed, hot or painful joint needs rest, but too little exercise can cause muscle weakness, pain and stiffness.

It's important to find the right balance of rest and exercise. If you're not sure what the right balance is for you, talk with your doctor, physio or exercise physiologist for some advice.

These tips from our community may help you too:

- If your joints are swollen, they probably need rest.
- If your joints ache only during certain movements, have a rest from those movements.
- If your joints are stiff, but not very painful, they may need more physical activity.
- If your joints feel weak and unstable, they may need more support and more physical activity.
- Be mindful of the things you need to do in your day, including exercise, so you can pace yourself and have enough energy to get you through.
- Be aware of not pushing yourself too hard. Trust your own judgment about how much you can do and listen to your body.
- You might need to shift your expectations and perceptions of 'what the new normal might look like', especially after surgery. For example, just because you could do something a year ago, you may not be able to do the same thing now.
- Seek advice from a physiotherapist or exercise physiologist about the right types of exercise you should do depending on our goals, e.g. mobility, pain management, getting ready for surgery etc.
- You may need to manage your pain levels before exercising. For example, have a warm shower or use a heat pack to loosen tight muscles, or take some pain medicine.
- Rest can involve meditation or other practices with low-level physical exertion but high-level mind-body interaction.

How to find an exercise class, group or centre that suits you

It's often helpful to exercise with friends, in a group, or as part of a team – especially if you find it difficult to get motivated.

As a bonus, some organised exercise classes are run by physios, exercise physiologists or others who are aware of any special considerations needed for people who have PsA.

Try these sources to find an exercise class, group or centre that suits you:

- Neighbourhood houses and community centres are ideal starting points to find exercise options close to you. Visit the Australian Neighbourhood Houses and Centres Association [Members page](#) to find your state or territory's website, where you can then search for local houses or centres and find exercise programs they offer.
- Local councils are also a good source of information about exercise programs. Go to your local council's website and search 'exercise classes' to see what they offer.
- Some larger gyms and physio centres have heated indoor swimming pools where you can swim laps or join a warm water exercise class. You can also search online for classes held at community swimming centres.
- Walking groups are a fun way to get active, meet new people and socialise. The Heart Foundation has over 1200 walking groups around Australia, you can search for one close to you [here](#).
- [parkruns](#) are free, weekly community events are held all around the world with 5km walks and runs in parks and open spaces on Saturday mornings. Everyone is welcome, there are no time limits, and no one finishes last!
- The Back Pain | Arthritis | Musculoskeletal Condition (B.A.M) Helpline 1800 263 265 can tell you more about exercise classes or groups in your area.
- There are lots of free exercise apps, YouTube channels and websites with free online exercise programs. These can be especially helpful when you need or prefer to exercise from home. Enjoy searching these to find something that fits with your needs.

Our [article on online exercise](#) includes tips to help you assess online offerings and see if they're right for you, as well as links to some great free exercise videos suitable for people with musculoskeletal conditions.

'Yoga as been a big help, though I've continued to play netball, knowing that it will flare, but I'm managing that.'





Tips for getting started with exercise

If you've just been diagnosed with PsA, haven't been active for a while, or if you're in the midst of a flare, you might not know where to start with an exercise program. Don't worry: once you find the right activities and support, you'll find it easier and reap the benefits.

Here are some tips for getting started:

- Check with your doctor or rheumatologist before starting an exercise program.
- If possible, see a physio or exercise physiologist for advice about specific exercises. They can suggest safe exercises tailored for you and make sure you're doing them correctly so you don't cause an injury.
- Always build up slowly. When you first start, do less than you think you'll be able to manage. If you cope well, do a little bit more next time and keep building up gradually.
- You may feel a bit sore the first few times you try a new activity. As you get used to it, this will usually get better.
- If one type of exercise always causes a flare-up, you might need to find a different type of exercise.

More to explore

- Our resource [Exercise for musculoskeletal conditions](#) includes more info about exercising in water and tai chi, as well as some helpful exercise cautions and suggestions.
- Read our detailed article on [water exercise](#) and all its benefits.
- And our article on [incidental exercise](#) includes lots of clever tips for sneaking extra exercise into your day.
- Arthritis Foundation (USA) has a slideshow on [the best exercises for rheumatoid arthritis \(RA\)](#) where you click on each of the images to read about each type of exercise. While these are for RA, they're also useful for people with other types of inflammatory arthritis like PsA. They also have a useful slideshow on the [best types of exercise equipment for arthritis](#).

4. Healthy eating when you have PsA

Things to remember

- Even though there isn't a miracle diet for arthritis, eating a wide range of healthy, unprocessed foods can help you to feel as well as possible.
- An ideal eating plan for PsA includes plenty of vegetables, fruits, wholegrains, legumes and beans, lean meat, fish, eggs and tofu, along with nuts, seeds and oil.
- Omega-3 fats found in oily fish, flaxseeds, chia seeds, walnuts and fortified foods have been shown to help reduce inflammation that's part of PsA.
- Sometimes the pain and fatigue of PsA can make it difficult to prepare food and eat well. We have lots of tips that can help.
- If you're overweight, losing weight can help to take pressure off your joints and improve your overall health and wellbeing. There's no need to try and lose weight on your own – find the right healthcare professionals to support you.

What is the best eating plan for PsA?

Your body works best when you eat a wide range of healthy foods.

While there's no special diet or miracle food that can cure arthritis, most people find that they feel better if they enjoy a balanced eating plan filled with fresh, unprocessed foods, while limiting processed, fatty, salty and sugary foods.

What does this type of eating plan look like?

A healthy eating plan for PsA looks a lot like a typical Mediterranean diet and includes:

- foods that are as unprocessed as possible
- a rainbow of fresh whole vegetables and fruits (not juices),
- wholegrains like brown, black or red rice, quinoa, buckwheat, oats, as well as whole grain breads and pastas
- legumes like chickpeas, lentils, cannellini, red kidney and other beans
- raw, unsalted nuts and seeds
- fish, seafood, poultry and tofu
- healthy oils such as olive and flaxseed.

This type of eating generally includes eating less:

- red meat
- foods high in sugar, salt and fat

- highly processed foods.
- drinking less alcohol and sugar drinks.

Eating in this balanced way and drinking enough water can help you to:

- keep up your energy levels
- maintain your weight
- sleep better
- improve your mood
- have a greater overall sense of wellbeing
- prevent other health problems, like heart disease and diabetes.

And all of these effects may help to improve your symptoms – such as pain and stiffness, , inflammation and fatigue.

'I've reduced sugar and processed foods. I feel sluggish if I overindulge in them and will have joint aches.'

Tony



More to explore

- The type of eating plan we've described is sometimes called an anti-inflammatory diet. We've written an [article](#) about anti-inflammatory diets, the evidence for them and tips to move your eating plan in this direction.
- Our [Handy tips for eating well with arthritis](#) includes helpful tips for keeping your eating plan in balance.
- For healthy meal ideas, have a look at our article [Healthy meals on a budget](#) and our [recipes](#).
- Arthritis Foundation's [The ultimate arthritis diet](#) looks at the different parts of the Mediterranean diet and how they may benefit joint health.
- If you need help in making changes to your daily eating, it's a good idea to chat with an [accredited practising dietitian](#).

Always chat to your doctor or dietitian if you're thinking of making any major changes to your eating plan.

Big changes to your diet, for example, eating a lot more or a lot less of one type of food or significantly restricting your kilojoules, can lead to imbalanced eating and may mean you're getting too much or not enough of certain nutrients. Your doctor or dietitian can help you safely make changes to your eating plan and ensure you're getting all the nutrients you need.

Some supplements may interact with your prescribed medicines. Speak with your doctor or pharmacist before taking any new supplements.



What about omega-3 fats?

You've probably heard people talking about omega-3 fats (often called omega-3 fatty acids, or simply omega-3s) for joint, heart and brain health.

Foods and some supplements that are rich in omega-3 fats have been shown to help reduce inflammation that's part of PsA.

Omega-3s don't reduce inflammation as much as medicines, but when you eat them through food sources, they don't have side effects and may have other health benefits, like reducing the risk of heart disease.

So, it makes good sense to add a few servings of omega-3-rich foods to your weekly eating plan. Foods rich in omega-3s include:

- oily fish and seafood including salmon, tuna, mackerel, sardines, anchovies and oysters
- flaxseeds and flaxseed oil (also called linseeds and linseed oil)
- chia seeds
- walnuts
- foods that fortified with omega-3s, including some dairy products, eggs and margarines.

Fish oil supplements

Fish oil supplements are also a rich source of omega-3 fats.

Remember to talk to your doctor before taking any supplements to make sure you're taking the correct dose for your needs and to make sure it won't interfere with any other medicines you're taking.

It's also important that you don't confuse fish oils with fish liver oils – like cod liver oil and halibut liver oil. Fish liver oils contain vitamin A, which can cause serious side effects when you have large amounts.

If you're interested in omega-3s, talk with your doctor, dietitian, or pharmacist for more information.



Our community's tips for healthy eating

- Have a regular schedule for your meals and snacks – eating moderate amounts of food at set times during the day will give you steady energy levels throughout the day.
- Go grocery shopping when you're feeling well and energised. And be sure to shop when you're not hungry, to help you make healthier food choices.
- Ask your doctor or a dietitian if there are any foods that may interact with your medicines.
- If you need help with healthy eating, include a dietitian as part of the allied health visits within your chronic disease management plan (if you have one). If you don't have a plan, chat to your doctor about your options for seeing a dietitian.
- Some medicines, such as prednisolone, can increase your hunger and cause weight gain. Be aware of this and chat to your doctor or dietitian about ways to manage your hunger. It can help to have a range of healthy snacks, such as cut up raw vegetables, ready for when hunger strikes.

What to do when you don't feel like cooking or eating

Sometimes, the pain and fatigue of PsA can make it difficult to eat enough and to eat well. Research shows that during periods of intense pain, most people report eating less. Some people also lose their appetite or feel nauseous as a side effect of their medicine.

Pain and fatigue may also make it difficult for you to shop for healthy food and prepare well-balanced meals.

If your appetite is low for some time, it can affect your health. You may be missing out on nutrients you need, become underweight and affect your immune function, making it harder for your body to fight infections.

Knowing that you might lose your appetite from time-to-time can help you to plan ahead:

- **Ask for advice.** If you need help planning meals, or finding simple ways to prepare nutritious meals, chat with a dietitian for information and advice.
- **Prepare meals in advance.** When your pain and fatigue are under control, take some time to make extra meals that you can freeze for the times you need them. This way you'll be eating meals that you know are healthy and that you enjoy.
- **Look up options for healthy food delivery services** and consider using one of these for a short time during flares.

- **Talk with your doctor about supplements.** You may need a supplement if you can't get enough of some nutrients through your eating plan or if you have a deficiency. Your doctor is the best person to advise you on this.



Tips for low-effort meals

There are lots of healthy ingredients you can stock up on and store in your pantry or freezer to make low-effort meals easier when pain and fatigue make it difficult to cook. Here are some simple ingredients and ideas to try:

- **Canned sardines** (a great source of omega-3 fatty acids, protein and calcium) on wholegrain toast with a simple side salad.
- **Low-salt baked beans** served on a baked potato or baked sweet potato.
- **Frozen veggie burgers** cooked and served in a wholemeal pita bread pocket with any of your favourite burger toppings (try beetroot, sliced tomato and crunchy lettuce).
- **Canned chickpeas or other beans and canned chopped tomatoes**, simmered with veggie stock and any veggies you have on hand to make a quick minestrone.
- **Free-range eggs** (which usually keep well in the fridge for weeks) scrambled, boiled or poached and served on top of wholegrain toast and baby spinach with some sliced avocado on the side.

More to explore

- Our article [Now we're cooking!](#) includes lots of tips for preparing meals with less stress when you have a chronic illness.
- Try any of these [17 healthy no-prep recipes](#) for the days when you just can't.
- Versus Arthritis' [Five easy ways to eat well with arthritis](#) includes some great tips and quick recipes for a super-simple breakfast, lunch and dinner.

Keeping to a healthy weight

Being overweight is linked to increased pain, so keeping to a healthy weight, or losing weight if you need to, makes good sense when you have PsA.

Carrying extra weight can lead to a bit of a vicious cycle when you have PsA: extra weight on painful joints will increase the pain you experience. Being in pain may then affect your ability to be as active as you'd like. This can make your pain worse and may lead to more weight gain. It can also be difficult to be more active when you're overweight, which can also lead to increased pain and weight gain.

As well as directly affecting your PsA, there are many other long-term health problems, like heart disease and diabetes that are linked to being overweight.

To lose weight, you'll need to:

- set a realistic goal
- create a healthy eating plan that supports your weight loss goal, your health needs and fits with your lifestyle (big hint: 'diets' are not the way to do this!)
- learn new ways of being active and build this into your everyday life
- finding the right healthcare professionals to support you.

Losing and maintaining healthy weight does take work, but the results in improved wellbeing and reduced pain are well worth it.

More to explore

- We've written lots of helpful articles on losing weight when you have a musculoskeletal condition, here are a few to explore:
 - [Handy hints for eating well](#)
 - [Setting goals](#) – Using SMART goals and weight loss as a practical example
- Better Health Channel's [Weight loss – a healthy approach](#) is designed to help you make small, achievable changes to your lifestyle that can help you to lose weight the healthy way.

5. Managing your pain

Things to remember

- Experimenting with and finding new ways to manage ongoing pain is an essential part of your PsA self-care plan.
- Your treatment plan, staying active and eating well will all contribute to managing your pain – and there are lots of additional strategies and tools you can use as well: from soothing heat and cold to getting absorbed in activities you really enjoy that distract you from pain.
- Learning to balance activity and rest using a strategy called pacing can help to reduce your risk of pain, flares and fatigue.
- Poor sleep, fatigue and pain are closely tied together, with each one making the other worse. Learning to break this cycle will give you significant relief.
- Flares are part of the unpredictable nature of PsA. Having a plan to manage them, including creating your own care package, can help put you back in control.
- Setting clear goals gives you something to aim for – and the steps you take towards your goals can help you to better manage pain. Our step-by-step guide will show you how.

Living well with ongoing pain

Experiencing and managing pain is a major part of living with PsA and an important part of your self-care plan.

When you live with the ongoing (often called persistent or chronic) pain of PsA, it can affect your daily activities and work, exercise choices, sleep, energy levels, mood and relationships. In turn, these effects can then increase your experience of pain.

For example, ongoing pain can make it difficult for you to sleep, which can make you feel more fatigued during the day. The inflammation of PsA that causes pain can also make you feel fatigued. When you're more fatigued, your pain may feel worse and limit your activities more than usual.

Over time, living with ongoing pain can have longer-lasting effects on your mood, self-confidence and sense of wellbeing.

The good news is that there are many simple, practical ways to manage your pain and the impact it can have on your life.

Having plenty of different strategies and tools that you can turn to when you need them can help give you more control over your pain and make life with PsA easier to manage. These tools will take some time and effort from you: but you'll soon realise that the rewards are well worth it.

Note: It's important to recognise that not all the pain you may experience will be due to your psoriatic arthritis. You may have other health or aged-related issues. Your doctor and rheumatologist will help you work through this.

More to explore

- Our booklet [Managing Your Pain](#) provides an A-Z kit of pain management tools that you can dip into whenever you need them. It includes lots of practical suggestions that you can easily try out to see if they work for you. Some of the tools in the booklet are covered in this section, and there are many more in the booklet.
- You'll also find that a lot of the info in Section 6: [Your mental and physical wellbeing](#), like mindfulness and using relaxation techniques, can help to manage your pain.

How PsA causes pain

In [section 1](#) of the PsA self-care plan, you learnt how your immune system attacks your joints when you have PsA – resulting in the main symptoms of inflammation and pain. As a quick recap, your misdirected immune system causes fluid to build-up in joints, the synovial membrane that lines joints to become inflamed, and cartilage to break down – all resulting in joints that become inflamed, stiff and painful to move. The pain of PsA is often referred to as persistent, chronic, long-term or ongoing pain. This distinction from acute or short-term pain is important to understand, because our brains and bodies respond to ongoing pain in different ways.

More to explore

When you understand what's really going on behind the scenes with pain signals and the way your body reacts to them, it can help you to see your pain differently and perhaps be a little more open to trying new things that can help you to manage pain and get out of the vicious cycle it tends to create.

You might like to have a look at:

- [Pain, the brain and your amazing protectometer](#) –Koadlow Public Lecture presented by Professor Lorimer Moseley.

- [Treating pain using the brain](#) – Koadlow Public Lecture presented by Adjunct Associate Professor David Butler.
- Our information resource [Persistent pain](#).
- Versus Arthritis' [Managing your pain](#).

Medicines

The medicines you're using for PsA all play a role in helping to manage your pain. At different times, you and your doctor may use different types of medicines to help manage your pain in different ways.

It's always important to balance the benefits of medicines with the side effects they may have.

Also remember that medicines are just one part of your pain management tool kit, and they'll have the most benefits when you're able to combine them with other strategies like exercise, distraction, relaxation, healthy eating and getting a good night's sleep.

More to explore

- Section 2 of the PsA self-care plan: [Treatments for PsA](#) includes an overview of the medicines used to manage PsA.
- [Medications for pain](#) in our Managing Your Pain booklet explains more about the different types of medicines used for pain and tips for using these.

Physical therapies

Physical or manual therapies like physio, massage and occupational therapy use a hands-on approach to help relieve your pain and stiffness and to improve mobility, movement and joint function.

You can read more about many of these different types of therapies in Section 1 of the PsA self-care plan under [Working with your healthcare team](#). or in our blog [Physical or manual therapies](#).

Complementary therapies

Complementary therapies are widely used by people with PsA to help manage their symptoms, including pain.

Read more about complementary therapies and explore other resources in Section 2 of the PsA self-care plan: [Treatments for PsA](#).

The importance of exercise

Being physically active is such an important part of managing PsA, we've dedicated a whole section of your self-care plan to it!

Read [PsA pain needs exercise](#) to learn all the different ways that being active can help to improve pain, stiffness and fatigue of PsA - as well as boosting your mood and overall wellbeing.

Soothing heat and cold

Applying heat or cold to sore, stiff joints and painful muscles, tendons or ligaments (called soft tissue) can help relieve your pain.

Some people prefer heat, others prefer cold – and some types of pain prefer either heat or cold.

As a general rule, heat can relieve joint stiffness, muscle spasms and tension. Cold can reduce swelling and may be especially helpful for a hot, tender joint.

Depending on where you are – home, work, out and about – there are many different ways you can use heat and cold. These might include:

Heat

- warm bath, shower or spa
- heat packs
- heat patches
- heat rubs
- hot water bottles
- electric blanket.

Cold

- ice packs
- gel cold pack
- cold gels
- bag of frozen food
- ice cubes.

Using heat and cold safely

Keep some simple safety tips in mind when you're using heat and cold:

- Be aware of the temperature – it should always be comfortable, not too hot or too cold.
- Wrap heat or cold packs in a towel or cloth to help protect your skin from burns and tissue damage.
- Check your skin regularly to make sure that you aren't having any harmful effects from the heat or cold.
- Be very careful using on areas of your skin where you can't feel heat or cold so easily.
- Never use heat or cold over an area of skin where you're numb, or you can't feel light touch or the difference between hot and cold – there's a high risk of burning or damaging your skin.
- These treatments shouldn't be used for long periods of time.
- Heat or cold treatments shouldn't be used on open wounds or damaged skin. Follow the instructions on the pack of patches, rubs, packs and gels.
- When using rubs or gels avoid contact with sensitive areas (like your eyes) and wash your hands really well after applying.
- If you're using a wheat bag, make sure you allow it to cool completely before you reheat it. Don't sleep with your wheat bag or smother it behind you in your chair or bed. This can cause them to overheat and catch fire. Always carefully follow the manufacturer's instructions for use and never overheat them in the microwave.



'I generally use ice packs for my knees and heat for my back and neck. Try to see what works for you.'

Ben

Balancing activity and rest: The art of pacing

“Pacing’ is often a new concept for people with PsA, and it’s one that is definitely worth learning more about.

You probably already know about the trap that’s so easy to fall into when you live with persistent pain: when you feel good, you do as much as possible and often over-do things. Then, because you’re now in pain you avoid doing much because it hurts. Both of these things - overdoing and avoidance – aren’t helpful for managing persistent pain and they can actually make your pain worse.

Pacing can be an effective strategy to help you do the things you want to do by finding the right balance between rest and activity (both physical and mental). This can help to reduce your risk of pain, flares and fatigue.

Balancing activity and rest in this way means you’ll need to listen to your body and understand what you can do on a good day (when your pain is under control) and on a bad day (when your pain is more intense).

How to work out your limits

Pacing is all about the amount of time you can do things *before* your pain worsens.

For example, if you know that you can work in the garden for 30 minutes before your pain becomes worse, then that’s your current limit. Then you need to take a rest break. A rest break means switching from the active thing you’re doing (gardening) to doing something more passive (like reading a book, paying your bills online, or creating a meal plan for the coming week).

Working out your current limits can take some trial and error. Recording your activities and pain levels in a [health tracker](#) or pain journal will help you keep track. It will also help you clearly see the activities, or the time spent on activities, that may be causing you problems.

How you'll benefit from pacing

By understanding your limits, and what you can do at this point in time, you can plan and take control of your day and the things you do. You can plan activities and rest breaks so that by the end of the day, you've done most of the things you wanted or needed to do, and you haven't made your pain or fatigue worse.

Pacing will also help you gradually increase the amount of time you spend being active and performing certain activities.

For example, if your current limit for walking the dog is 20 minutes, do this regularly for a week. In the second week, try increasing the amount of time by 10 per cent – so instead of 20 minutes, walk for 22 minutes.

Record how you're going in your pain journal. If you're able to tolerate this increase, try adding another 10 per cent in week 3. And so on.

Keep recording your progress and set milestones – like being able to walk for 30 minutes – and reward yourself when reach them. Don't be hard on yourself if this takes time. Slow progress is still progress.

You can apply these formulas for pacing to mental activities in the same way you do to physical activities: because concentrating on hard mental work for long periods of time can also wear you out when you're living with a condition like PsA.





Tips for pacing yourself

- Plan your day.
- Prioritise the things you want and need to do – what really needs to be done?
- Can you do some things tomorrow?
- Break jobs into smaller tasks and rest in-between. The job will still get done, and you should have more energy for other things. For example, if you know your current limit for cleaning your house is 30 minutes, then choose what you can do in 30 minutes and nothing more. Then take a rest break – even if you feel okay.
- Switch between physical jobs and less active ones. For example, vacuum the lounge, then sit and sort through your mail or a pile of old magazines. You're still cleaning, but you're not overdoing it.
- You can apply the same principles at work. For example, if using your computer keyboard and mouse is hard work on your joints, work out your limit for computer-based work and then switch to a task that doesn't involve using your computer – like returning phone calls or having a staff meeting. Try to take a stretch break after sitting at your desk for any length of time – and set a timer to remind you to take that break!
- Don't overdo things on your good days.
- Ask for help when you need it.

More to explore

- The Department of Health Western Australia's [painHEALTH](#) website has a section on pacing and goal setting, and includes a helpful pacing work sheet.

Close cousins: Sleep, fatigue and pain

You'll find that lots of the information we've included about managing pain overlaps with understanding and managing sleep and the fatigue of PsA.

That's because the three are so intertwined, it can often be difficult to tease them apart. It therefore makes sense that you can often help manage your pain better by managing your sleep and fatigue – and by managing your sleep and fatigue, you help your pain.

If getting a good night's sleep is difficult for you, and fatigue is one of your major symptoms along with pain, you'll find the information on pacing earlier in this section especially helpful.

Managing sleep and fatigue

Many people with PsA report problems going to sleep, staying asleep and waking too early – and this is often linked to the pain they're experiencing.

Unfortunately, not getting enough quality sleep lowers your pain threshold. This in turn affects the quality of your sleep. Pain can affect your ability to be active – which affects your quality of sleep and your pain levels. This can make you anxious or stressed – which again will impact on your quality of sleep and the amount of pain you experience.

The diagram below helps to visualise how this happens.



How to break the pain-sleep cycle

The good news is there are many things you can do to break this cycle – and improve both your sleep and your pain.

Talk with your doctor about your sleep and pain. Is your PsA being managed well enough?

Is there something more you can be doing to ease the pain you're experiencing?

Managing your condition and your pain levels will help you get a better night's sleep.

Try not to put too much pressure on yourself to go to sleep. This can lead to anxiety if you don't fall asleep quickly. Feeling anxious will affect your ability to sleep – and the pain you experience.

Develop a sleep routine. Try to go to bed and get up at the same time each day. This will help your body clock regulate production of the hormones needed to go to sleep (melatonin) and to stay awake (serotonin). Limit your time in bed to the amount of sleep you think you need each night. This will help to reduce wakefulness during the night.

Get out of bed if you're unable to sleep. Don't stay in bed tossing and turning. Have a warm caffeine-free drink (like chamomile tea or milk), do some gentle stretches or slow breathing exercises and go back to bed when you feel more comfortable. You may need to do this a few times throughout the night if you have a difficult night sleep-or pain-wise.

Try some relaxation techniques. These might include mindfulness or visualisation (like counting sheep), deep breathing or a warm bath before bed. Experiment with these techniques to see what works best to help you feel more relaxed, which may help you manage your pain better so that you can get to sleep – and sleep well.

Be active during the day. As well its many other benefits, regular exercise, even gentle exercises like stretching, can help you fall asleep and stay asleep longer.

Eat well. Your body works best when you eat a wide range of healthy foods. A balanced diet and drinking enough fluid can help provide you with better energy levels and give you a greater sense of wellbeing, which may improve your symptoms and, therefore, your sleep.

Keep a sleep diary. This will help you and your doctor work out what may be causing your sleep problems because it tracks the things that may impact on your sleep.

Track these details every day for 2 weeks:

- what time you go to bed
- how long you're in bed before falling asleep (a guesstimate is fine here – don't check the clock!)
- what time you get up
- how often you wake during the night
- the things you eat and drink during the day
- your daily activities
- how you felt that day – noting your pain levels on a scale of 1-10, with 1 being no pain and 10 being severe pain.

You can keep track in a notebook, or there are many apps you can download and use.

Allow 2-3 hours after your last main meal before going to bed. This way, your body isn't trying to digest food when it needs to be resting and repairing.

Avoid alcohol for at least 4 hours before going to bed as it can affect your ability to fall asleep and the quality of your sleep.

Avoid caffeine for a *minimum* of 6 hours before going to bed. Caffeine can affect some people's sleep for longer than 6 hours, so you may need to make your caffeine cut-off time earlier. Keeping track of caffeine consumption in your sleep diary is a good way of working this out for yourself.

Consider your bedding. Your bedding can have a big impact on your comfort and the quality of your sleep. Is your mattress or pillow affecting your sleep? Are they too hard, too soft, or not providing enough support? Are they worn out? Is your linen comfortable, clean and keeping you warm or cool enough (depending on the season)?

Don't look at the clock (or your phone!). Often, when you can't fall asleep, or you wake in the middle of the night, you look at the clock or your phone and start thinking about how many hours to go until you need to get up. This creates anxiety and anxiety makes it hard to sleep. Try removing your clock or phone from the bedside, or cover it up at night.

Write it down. Thoughts, worries and anxiety can prevent good sleep. Don't take them to bed with you. Keep a 'worry journal' instead. Choose a time during the day – away from your bedtime – to write down your key worries and consider options for dealing with them. When you're in bed at night, firmly tell yourself that bedtime is not worry-time and you'll re-visit your worries tomorrow with your journal.

Light. Is your room dark enough to allow you to sleep well? Or do you have a streetlight, light from an alarm clock or phone, or light from other rooms making your bedroom too bright for sleep? If this is a problem, look at solutions – such as new window coverings, a dim switch on your alarm clock, putting your phone onto night mode at bedtime, or closing your door. You might also want to try using an eye mask.

Noise. Just as light can interfere with your sleep, so can noise. If you have no control over the noise in your environment (like a barking dog, loud party, or your partner's snoring), ear plugs may be an option. You can pick these up from your chemist. Some people also find that playing soothing, gentle music softly in the background can be helpful for cancelling out other more annoying noises.

Don't use technology in bed. It's easy to get caught up and lose track of time reading emails and checking social media on smartphones and tablets. Another problem is that the blue light from these devices suppresses the hormone melatonin that makes us sleepy at night. So be sure to stop using screens at least 1 hour before bed.

Room temperature. To fall asleep, your body's core temperature needs to drop a few degrees. This means it's best for your bedroom temperature to be a little cooler (but not cold), rather than warm. A helpful tip from the American Academy of Sleep Medicine is to think of your bedroom as a cave: it should be cool, quiet, and dark.

This is another reason why a warm bath before bed can be especially helpful: as well as relaxing you and easing pain and stiffness, when your body temperature drops after the bath, it prepares you perfectly for sleep.

Use sleeping tablets sparingly and ONLY in times of acute stress to help temporarily reset your sleep pattern. Always talk to your doctor before using any sleep aids that you are thinking about buying over-the-counter.

Psoriatic arthritis and sleep apnoea

In a large [Danish research study](#), people with psoriasis and psoriatic arthritis were found to be at increased risk of having sleep apnoea. [Sleep apnoea](#) is a condition that affects your breathing when you're sleeping. It has no obvious symptoms, so you may have it without even knowing it. If you're having problems sleeping, or you constantly feel sleepy during the day, you might want to talk with your doctor about whether or not you may have sleep apnoea.

More to explore

- Arthritis Foundation (USA) has a helpful [joint-by-joint guide](#) to positioning yourself for a good night's sleep.
- Versus Arthritis (UK) has lots of useful info about the [importance of sleep](#) and how you can improve your sleep.

Fatigue and PsA

Many people with PsA also say that fatigue is one of the most challenging symptoms they live with.

You already know that the fatigue of PsA is very different from everyday tiredness that people without an autoimmune disease might experience. The fatigue of PsA can be described as an extreme, and sometimes overwhelming feeling of physical and mental tiredness – even exhaustion. And even though sleep and fatigue are linked, this type of fatigue often doesn't improve a lot with rest or sleep.

There are several different factors that can contribute to PsA fatigue, including:

- autoimmune disease activity that causes inflammation throughout your body – the inflammatory process releases chemicals in your body that make you tired
- living with ongoing pain
- sleeping problems – which may be due to pain or other things
- feeling depressed or emotionally low – which may be a result of the pain you're experiencing – or other parts of living with PsA
- anaemia (low red blood cell count), which can be associated with PsA
- side effects of some medicines.

Tips for staying on top of fatigue



Like everything else when it comes to managing PsA, it's often the combination of self-care tools that you use that can help you better manage fatigue.

Many of the strategies that you use to manage your pain can be used to manage fatigue – and therefore to manage the complex relationship between the two. These include:

- making exercise part of your daily life
- learning relaxation techniques
- eating a healthy diet
- pacing your activities
- learning to say 'no' when you need to - it's a skill that gets easier with practice!
- getting a good night's sleep
- having short daytime naps to recharge when you need to – limit these to no more than 20 mins so they don't affect your night-time sleep though
- avoiding going out at busy times of the day to avoid too much traffic and crowds
- telling family and friends how PsA affects you and how they can help share the load.

- [connecting with other people](#) who have PsA so you can learn from their experiences
- seeing a [healthcare professional](#) if you're feeling low or think you may be depressed
- talking with your doctor about your medicines – different treatments that better manage your disease activity and pain may also help your fatigue, and some medicines may cause fatigue as a side effect. You and your doctor can discuss this and decide if a change to your treatment plan may help.

More to explore

- Our article [When coffee isn't enough](#) takes you through many of the tips for staying on top of fatigue in more detail.
- Versus Arthritis (UK) has a comprehensive guide to [Managing fatigue](#) on their website, including a helpful fatigue chart that you'll find under 'Lists and charts'.
- The Psoriasis and Psoriatic Arthritis Alliance (UK) resource [on fatigue](#) explores the causes of fatigue and things you can do to manage it.



Flares and how to manage them

Most people with PsA will go through periods where their pain and other symptoms are worse. This is called a 'flare' or 'flare-up'.

We don't always know what causes a flare – they can sometimes appear for no reason. Other times, a flare may happen because you've been more active than usual, or you've pushed yourself way past your usual activity levels. For example, you went for a 5km walk when you normally only do 2kms, you spring-cleaned your entire house from top to bottom, or you spent extra hours working at night to meet a deadline.

A flare may also occur when you change some medicines. This may be as a result of stopping one and starting another, or changing the dose.

Flares are temporary, but can be frustrating and painful while they last. So, it's important that you have a plan for how you manage a flare when it happens:

- Write down what you were doing before the flare. This can help you identify if there was something you did that triggered the flare. If there was a trigger, hopefully you can avoid repeating it.
- Pace yourself. If the flare is the result of overdoing things, think about getting people to help you, or spread the activity over a longer period of time.
- Prioritise your tasks and activities. This can also reduce the risk of overdoing things.
- Manage your stress – as stress can increase your pain levels. See the ideas for relaxation techniques in Section 6.
- Pull out all of your pain management strategies. Use heat or cold packs, get a massage, go for a walk, distract yourself ... use all the tools that you know can help you to manage pain.
- Rest when your body needs it – but not for too long. Going to bed and not being active during a flare can make your pain and fatigue worse. Get good sleep at night and continue to exercise, but at a lesser intensity than usual. Listen to your body.
- Use aids and other gadgets when your joints are painful and swollen. This will help protect your joints, and reduce some of the pain you feel when doing everyday tasks.

Create a care package

When a flare strikes, imagine how it would feel to open up a care package that you've created ahead of time.

When you're feeling quite well, gather the things you know can help to distract you from pain and boost your mood. Put all these items together in a box or basket, so that when you have a flare, you can access it easily.

What you put in your care package is entirely up to you. It may include a favourite magazine that you enjoy every now and again, some really good quality chocolate, your pain playlist, photos from a wonderful holiday (or a brochure for a holiday you're planning), a favourite aromatherapy oil, or some luxurious hand cream. Whatever you put in there is purely for you – so get creative!



Tips for creating your own care package

My feet get cold and my brain gets fuzzy, so in my care package I have warm, fluffy socks, strawberry Freddo frogs, and a beautiful photographic travel book (I can look at the images and don't have to focus on a plotline). As soon as I feel better I replenish the chocolate and swap the socks and book for others. That way it's ready for the next time.

Create a 'pain playlist'

There's plenty of evidence to support the use of music for managing pain.

Listening to music has been shown to reduce anxiety, fear, depression, pain-related distress, and blood pressure. And when we listen to our preferred style of music, it has an even greater positive effect.

It's not exactly clear how or why music can have such an effect on pain, but it may be that enjoyable music triggers the release of opioids in your brain (which is your body's own morphine).

Or it may be that music distracts your mind from focusing on your pain. Whatever the reason, it's an easy, cost-effective, and enjoyable way to get some relief from your pain.

So why not create a special 'pain playlist', and load up your phone or music player of choice with your favourite tunes? And check out our article on [the power of music.](#)



Staying connected: Focus on the people and activities that make you happy

An important tool for managing pain is to stay connected and involved with the people and world around you.

It can be very easy to stop doing the things you enjoy when you're living with pain. You may worry that some activities will make your pain worse, or that you won't be able to participate as well as you have in the past. On days when your pain is intense, or you're feeling tired or frustrated, these negative thoughts and worries have the potential to keep you from the things you love. Pain becomes your focus.

That's why it's important to work at staying connected to those around you. Focus on doing activities that make you happy, such as catching up with friends, participating in sporting and social clubs, working, discovering new hobbies, volunteering, exploring the world, or simply getting out and about with your family.

These connections can help you manage your pain better. They engage your mind and energy and distract you from the pain so it's no longer your main focus. If you find that it's difficult to do some of the things that you used to do, focus more on a few activities that you really enjoy.

When you keep doing things you enjoy, you stay connected and involved. This is what makes our lives rich, colourful and exciting.

More to explore

- Our article on [Nurturing relationships with family and friends](#) includes many tips for strengthening these important relationships.
- Arthritis Foundation's article, [Keeping friendships strong when you have arthritis](#) covers some of the common challenges with friendships when you have arthritis and provides practical suggestions to respond to those challenges.
- Section 6 of your PsA self-care plan is all about looking after your mental and physical wellbeing, where you'll find more info on friendships and [intimate relationships](#).



Tips for setting and maintaining boundaries

- When I can't do something I'd planned with friends because of my pain, I let them know I can't be as active today and suggest we do something less physical. That way I can still have fun, but don't suffer for it.
- Be clear, calm and respectful when talking with others. You don't have to justify or apologise for putting in place boundaries that look after your physical and mental health.
- Setting boundaries takes time. And these boundaries will change over time as your condition and life changes.

If you're struggling with negative emotions and finding it difficult to stay connected, talk with someone you trust. It might be a close friend or family member, your doctor or a mental health professional like a psychologist or psychiatrist. Talking about the problem, and getting support and advice can help you to take some positive steps forward.

If you are thinking about suicide or experiencing a personal crisis, call Lifeline on 13 11 14.



Goal setting

Having goals is important in life, giving you something to aim for. And that's even truer when you're living with ongoing pain. Having clear goals for an end point that you want to achieve can help you to put the steps into place to get there.

The 'side effect' of setting these goals and taking those steps is often better management of your pain. You can think of goal setting as one way of bringing together many of the ideas in this self-care plan for managing your pain.

Here's an example of how goal setting could work in managing the pain of your PsA.

Let's say your foot and ankle pain is affecting your ability to continue walking with a group of friends who you walked with for years before you had PsA. When you try to do a full walk with them, your feet and ankles feel worse and you end up in a flare.

Your goal could be to find a way to get back to this regular walking group without increasing your pain. To do that, you'll need to break down your goal into smaller steps, working with your healthcare team to achieve each of these.

To put this goal into action, write down your goal and the steps you need to take to achieve it. Put this somewhere that you'll see it often – like the fridge or bathroom mirror. This will help to motivate you. Make sure you include a date when you'll review how you're going. This way you can modify the steps if you're not getting closer to achieving your goal.

Using the walking group example, here's what your goal and steps might look:

My bushwalking group goal

Today's date: 3 September 2024

My goal is: To re-join my weekly bushwalking group by 1 December 2024

To reach my goal, I need to do these things:

1. Find a podiatrist to help with my foot and ankle pain
2. Make an appointment and see the podiatrist
3. Replace my walking shoes based on the podiatrist's recommendations
4. Use pacing to work out how far I can walk at the moment without causing a flare
5. Start walking every second day
6. Slowly increase the distance I can walk
7. Ask my walking group to do a shorter walk with me as a test to see how I go

Review date: 17 October 2024

Comments: I'm getting there, but I need to remember to keep pacing myself ... don't try to do too much too soon!

Ask my podiatrist about more stretches I can do to reduce my ankle pain after longer walks.

You can use this approach for all types of goals you'd like to work towards.

More to explore

- Our [Setting goals](#) page takes you through setting SMART goals: goals that are Specific, Measurable, Achievable, Realistic and Timed. It uses a weight loss goal as an example, and you can use this same approach for any goal you are working towards.
- Arthritis Foundation (US) has an app called [Vim](#) that's free to download for iPhone or android. Vim aims to give back what chronic pain takes away, by helping you to set achievable goals, manage your pain and lead a more fulfilling life.



6. Your mental and physical wellbeing

Things to remember

- Understanding the link between your mind and body and the symptoms you experience can help you make small changes to your thinking and actions that can have a big impact on how you feel.
- Mindfulness meditation and different types of relaxation are helpful ways to relieve stress and improve your mood.
- Living with PsA can affect your intimate relationships and your sex life. Talking openly with your partner and using some of our tips for easing pain and enjoying yourself in the bedroom can help – and you'll have fun trying them out!
- Sometimes, feelings of anxiety and a low mood can be more intense and long-lasting. These may be signs of an anxiety disorder or depression, which are real and treatable illnesses.
- There are many effective treatments for anxiety and depression, including talking therapies, prescription medicine and self-help.

The link between mind and body

Your mind and body are so closely linked. Living with PsA has probably made this more obvious to you than ever before.

The physical symptoms you experience – like pain, stiffness, fatigue and psoriasis often have a direct impact on how you feel emotionally. And then, how you're feeling can impact your physical symptoms.

Recognising and acknowledging how your mind and body interact with each other – and that emotional challenges are part of living with an ongoing health condition – can help you find new ways to care for your mental health as part of your overall plan of self-care.

This section will help you to explore the relationship between your mind and body, so you can better understand how one influences the other. We'll introduce tools that have helped other people with PsA to support both their mental and physical wellbeing – often helping both at the same time. You'll also find that many of the ideas in the [Managing your pain](#) section of your self-care plan – like pacing yourself and getting better quality sleep – can help your overall sense of wellbeing.

Exploring the link between mind and body a bit more

Take a moment to picture this scenario and how your mind and body interact with each other ...

You're in the middle of a flare and your pain is making it difficult to sleep. You wake up fatigued and your pain feels even worse. A friend who wants to help suggests catching up for a walk and a chat, but all you want to do is crawl under your doona. So you say no, and as the day goes on, you feel more stiff and sore – and now you feel disconnected from your friend as well.

You have a work project that you've been putting off, but you feel too tired and sore to even begin. By the end of the day, you feel angry with yourself for not putting in at least a bit of an effort, because now you're even further behind with the project's deadline. When the rest of your family comes home, you're irritable and snappy with them. By now, you feel overwhelmingly fatigued and decide that an early night is the best answer. But now you can't sleep.

Turning this scenario around

When you begin to understand how close the link is between your mind and body, you can begin to see ways that you might turn this scenario around ...

You're in the middle of a flare and your pain is making it difficult to sleep. You wake up fatigued and your pain feels even worse. A friend who wants to help suggests catching up for a walk and a chat, but all you want to do is crawl under your doona.

BUT you know that once you get moving, you often feel better – and it's been a while since you've had a catch-up with this friend. You explain to her that you're feeling especially tired and sore, but you do need to get out of the house. You decide on a short walk, and your stiffness begins to ease. You chat to your friend about how your pain has been getting you down and so you decide to make a date to walk together twice a week.

You get home and feel ready to tackle a work project you've been putting off. You get absorbed in the job for an hour and realise that you haven't thought about your pain while you were working. But you also know that you can't push yourself too hard: pacing yourself is what allows you to manage your pain better. You take a well-deserved break, dipping into one of the magazines you've squirreled away in your care package and feel satisfied with what you've been able to achieve today.

That night, the combination of some gentle physical activity, your morale boost from tackling some tricky work and then having some down-time, means that you're able to wind down more easily and you actually get a better night's sleep.

We know that you can't turn around all difficult days in this way. But these scenarios do highlight how some simple, positive decisions on your part can help to change the way you feel, which can have some very real changes on your physical symptoms.

The rest of this section will explore more of the tools that can help tip the balance in favour of more days like the second scenario and fewer days like the first.



Acceptance

Accepting that you have PsA and the ongoing symptoms and challenges it creates is a key step in managing it more effectively.

Acknowledging your condition and how it affects you from day to day means you can find practical ways to deal with it.

Acceptance doesn't mean 'thinking positive'. It means understanding that you have PsA, but that PsA doesn't define who you are. By accepting your condition (and its baggage!), you use your energy to take control the best way you can.

Part of this acceptance also means recognising and acknowledging that you're likely to have emotional ups and downs along the way. It's natural for you to feel a range of emotions, including fear, sadness, stress, anger and frustration – and it's important to allow yourself to experience these feelings, talk about them and find ways to manage them.

Speaking with someone – a friend or family member, the Back Pain | Arthritis | Musculoskeletal Condition (B.A.M) Helpline on 1800 263 265, your GP, a mental healthcare professional (like a psychiatrist or psychologist) – can help you work through your feelings and get back on track.

Writing it all down in a journal or pain diary is another option. The important thing is to keep working on it.

It's also important for you to recognise when you're experiencing these feelings more intensely and for longer periods of time – signs that you may have anxiety or depression and need some extra support from a mental healthcare professional. We've covered these treatable health conditions at the end of this section.

Mindfulness meditation

Mindfulness meditation is a way of focusing your mind on the present moment. It trains your mind to be alert and pay attention to the thoughts and the sensations you feel, and accept them without judgement.

Research has shown that regularly practising mindfulness meditation can help to improve mood, relieve stress, improve sleep, improve mental health and reduce pain.

So, what exactly is mindfulness meditation and how do you do it?

It's a type of practice that can be formal or informal:

- **Formal mindfulness** meditation is when you put time aside to practice meditation where you focus on one thing for a certain amount of time. You might focus on your breath or the sensations in your body for 10 or more minutes at a time.
- **Informal mindfulness** or everyday mindfulness is where you consciously bring your attention to everyday situations or activities. For example, when you're going for a walk, you notice how your body feels as it moves. How your feet feel against the ground, how your arms feel as they swing by your side, how the air feels against your skin, and the sun feels on the top of your head. You notice all of these sensations and focus on how they feel.

Both types of mindfulness practices can have many benefits for your mental and physical wellbeing. That's partly because mindfulness meditation involves becoming more self-aware and accepting our experiences and feelings without judgement. This can lead to a greater ability to self-regulate your thoughts, emotions and behaviours. In turn, this can help you to manage stressors, chronic pain and health conditions.

Research also shows that regular mindfulness meditation can lead to positive changes in our brain and our genes.

More to explore

- Our [Mindfulness meditation](#) resource explains more and includes great tips on getting started and how to do a simple body scan.
- To learn about the changes and other effects mindfulness has on our body, [watch this short Smiling Mind video](#) featuring Associate Professor Dr Craig Hassed from Monash University.
- The Department of Health Western Australia's painHEALTH website has a page on [Mindfulness and pain](#), which includes a body scan and breathing meditation that you can play online.

Relaxation

Living with persistent PsA can be stressful. And stress can make your pain worse by causing the muscles throughout your body to become tense or to spasm.

By easing your stress and muscle tension, you can help to reduce your pain levels, and create a better sense of overall wellbeing. There are so many things you can try to help you relax.

You might like to try:

- focused and controlled breathing
- gardening
- visualisation
- progressive muscle relaxation
- listening to music
- catching up with friends
- getting a massage
- laughing (try watching a funny movie or silly video clips on YouTube)
- visiting a museum, gallery, exhibition or library (in person or virtually)
- distraction
- reading
- playing with your pet (or someone else's if you don't have one)
- guided imagery
- taking a warm bath or shower
- playing a musical instrument or singing
- doing some art and craft
- getting back to nature – a stroll by the sea or a walk in a park.

See which of these you enjoy and help you – and then find ways to make them part of your everyday life and ongoing self-care plan to live better with PsA.

Working is good for your wellbeing

Working – whether it is paid or voluntary - is good for your mental and physical wellbeing. For many people with PsA, it's an important part of living well by connecting with others, having a sense of purpose, and having a focus outside of your pain.

But PsA can sometimes interfere with your work and may require some extra planning.

There are many things you can do to help you continue working – including using the pain management techniques in Section 5, [modifying your workspace](#), using helpful [aids and equipment](#), and having some flexibility with the hours you work.

More to explore

- Our [WorkWise](#) resource provides information to help you manage your symptoms, and gives you tips, strategies, and resources to help you continue to work, change jobs, understand your rights and more.
- Our articles [Musculoskeletal conditions and work – part 1](#) and [part 2](#) include many more helpful tips and links to support your working life.

Sleep and why you need it

Sleep helps you to recharge - both mentally and physically.

While you sleep, your body is busy doing important jobs to help you wake up refreshed and healthy. Your brain is cleaning itself of waste products and consolidating memories. Your muscles, bones, and organs are repairing themselves. Sleep also helps keep your immune system healthy.

That's why it's important to get a good night's sleep – both in quality and quantity.

The amount of sleep you need varies depending on your age. Most adults need about 7–9 hours of sleep each night. However, some people need more sleep and some need less.

The aim is to make sure you have enough quality sleep so that you wake up feeling rested and able to do the things you need to do (so don't feel anxious if you think you're not getting a certain 'magic' number – just focus on getting the right amount of sleep for you).

You're probably very aware of how you feel when you don't get enough sleep: it can make your threshold for pain, stress, and everyday living lower than the days after you've slept well.

Not sleeping well can both contribute to mental health conditions like [anxiety and depression](#), and be a symptom of these conditions.

Many people with PsA have problems going to sleep, staying asleep and waking too early.

[Managing sleep and fatigue](#) in Section 5 explains more about the connection between pain, sleep and fatigue and includes a comprehensive guide for getting on top of your sleep that can help you manage pain and your overall sense of wellbeing.

Personal relationships and intimacy

Living with PsA can affect your intimate relationships and your sex life.

Pain, fatigue, body image issues and side effects from medicines can really interfere with these important parts of your life.

Added to the physical and emotional effects of PsA, the everyday pressures of work, study, family, finances and more can affect your close relationships and your desire to be intimate.

Even though your relationships may change because of PsA, it doesn't need to be in a negative way. Many couples find that they can actually become closer as a result of PsA because it makes it necessary to talk more openly, which can strengthen your relationship.

There are also many things you can do to increase your desire for, and enjoyment of, sex.

A lot of this begins with being open and honest with your partner, because trust builds closeness and romance. This gives you the basis to start planning, exploring, getting adventurous and generally having some fun. The links below will give you more details on the 'how' of all this.

More to explore

- Our article on personal relationships includes many tips for communicating with your partner and [strengthening your relationship](#).
- Our article [Getting your groove back](#) covers lots of clever tips for happy, sexy times when you have a musculoskeletal condition.
- Versus Arthritis (UK) has a helpful page on [Sex, relationships and arthritis](#).
- Staying connected beyond your intimate relationships by enjoying the company of other people and losing yourself in activities you enjoy, is another important tool in your self-care that supports both your mental and physical wellbeing. [Read more](#) in Section 5: Managing your pain.

Living with flares

Flares – periods where your PsA is worse - are part of the unpredictability of PsA, and can have a big impact on your mental and physical wellbeing.

That's why it's important to plan in advance and have a plan for when flares strike.

[Learn more about flares and how to manage them](#) in Section 5.

Anxiety and depression: When you need extra support for your mental health

Anxiety

Most of us will have times when we feel fearful, stressed and anxious. These are normal responses to stressful situations and are sometimes part of living with PsA.

But these anxious feelings can become a problem when they begin to interfere with your everyday life, making it difficult for you to relax, concentrate or make decisions - or making you feel constantly irritable or panicky. These may be signs of an anxiety disorder, which is a real and treatable illness, and is more than just feeling stressed.

Depression

Most of us feel sad, lonely, unhappy and miserable at times. These are also common, normal feelings when something causes you emotional pain or stress, which can include certain times when you're living with PsA.

However, some people experience these emotions frequently and very intensely for longer periods of time. They lose interest and motivation in their lives and the world around them – and in the activities and people that normally make them feel good. These may be signs of depression, which is a real and treatable illness that is more than feeling low.

Getting help for anxiety and depression

Both anxiety and depression are understandably more common in people who are living with an ongoing and unpredictable health condition like PsA, and so it's reassuring to know that there is help available and that there are effective treatments that can help you to feel much better:

- If you think you may have signs of anxiety or depression, it's important to talk to a healthcare professional as soon as you can.
- Chatting to your GP is often a good place to start. Your GP can then recommend and link you to the type of mental health professional who can best help you. If needed, they can work with you to create a [mental health treatment plan](#), which means that Medicare will pay for part of the cost for you to see certain mental health professionals.
- Read our article [Support for mental and emotional wellbeing](#). It explains more about the different types of mental health professionals, tips for choosing which type of professional might be good for you, and the types of support available.

- Support from other people with PsA through a support group or from other people living with depression or anxiety can also be a great help. Talking with someone who really understands what you're going through and has lived experience and practical info is priceless.

Treatments for anxiety and depression

There are many different types of treatment options available for anxiety and depression. The important thing is to find the right treatment and health professional that works for you.

Psychological or talking therapies

Psychological therapies (which are sometimes called talking therapies) can help to change your thinking patterns and to cope better with life's challenges.

These therapies are often the most effective types of long-term treatment and prevention for anxiety and depression. As well as helping you to recover, they build your coping skills and reduce the risk of anxiety and depression coming back.

There are many different talking therapies, two types that are often used are:

- **Cognitive behaviour therapy (CBT)**, which helps you work out how the way you think and act affects the way you feel. The aim is to help you think about, assess, and change your thought patterns and how you react to different circumstances.
- **Interpersonal therapy (IPT)** focuses on you and your relationships with other people to help improve your relationships, increase social support and resolve symptoms.

Medicines

If your anxiety or depression is severe, your doctor may suggest including treatment with prescription medicine.

If they think prescription medicine may help you, they'll do a full health check and talk to you about how the medicine can be used as part of your treatment plan together with talking therapies and self-help.

Your doctor will talk to you about the medicine's possible side effects and what to expect from treatment.

Self-help

There are many things you can do to help yourself when you have anxiety or depression. It's good to know that many of the tools we've covered in this self-care plan – like [staying active](#), [eating well](#), using [mindfulness meditation](#) and [relaxation techniques](#), and enlisting the [support of your family and friends](#) – can help your mood as well as the physical symptoms of PsA.

These tools aren't just for people with diagnosed anxiety or depression either – they can help anyone to build skills to support their mental health and wellbeing.

More to explore

- Read our information on [anxiety and depression](#) to find out about some of the common symptoms of anxiety and depression as well as helpful tips to support your mental wellbeing.
- Arthritis Ireland's [Coping with emotions eBook](#) discusses the range of emotions that you may feel at the time of PsA diagnosis and as time goes on, and then provides practical suggestions for coping.
- Versus Arthritis (UK) has an [Emotional wellbeing](#) section of their website that includes lots of helpful information and tips.

Don't delay in asking for help

If you're struggling with anxiety or depression, remember that you don't need to manage by yourself – there is always someone available to help:

- [Beyond Blue Support Service](#) provides one-on-one calls and chats with a trained mental health professional and are completely confidential. They can provide you with brief support and point you in the direction of the help you need.
 - You can call them 24 hours a day/7 days a week on 1300 22 4436 or chat online between 1pm and 12am 7 days a week.
- If you need urgent help at any time of the day or night, call the Lifeline 24-hour telephone counselling service on 13 11 14.



7. Looking after yourself

Things to remember

- Avoiding or reducing certain risky behaviours and paying extra attention to your hygiene are essential parts of your self-care too.
- Smoking is linked to developing PsA and can make symptoms worse. Quitting smoking is one of the best things you can ever do for your health.
- Drinking too much alcohol can be risky when you have PsA: interfering with your meds, sleep and mental health and increasing your chance of an injury. Reducing how much you drink can have lots of health benefits.
- Some people find that sunlight improves their psoriasis, however this needs to be done carefully to avoid sunburn, which can make psoriasis worse.
- Protecting yourself from the sun is especially important when you're taking certain medicines. Check our list and take extra steps to protect yourself.
- Having PsA and the medicines used to manage it can affect your immunity. Protecting yourself from germs is vital to prevent developing or catching infections and other illnesses.
- There are many aids gadgets that can make your daily care easier when you have stiff, sore joints.

Extra steps you can take to protect your health

As well as all the positive steps you can take to help manage PsA and your overall health – like being more active, enjoying healthy eating and managing your pain – there are also some high-risk behaviours that you can avoid as part of your self-care.

Some of these, like quitting smoking and reducing how much alcohol you drink, can take some careful planning. Others, like protecting yourself from the sun and regularly washing your hands, are very simple everyday steps you can take to protect yourself.

This section includes lots of practical strategies and tips to help you include these key parts of self-care into your plan for living well with PsA.

Quitting smoking

Did you know that smoking is linked to the development of PsA? Smokers also have a greater risk of severe PsA, more frequent and severe flares of psoriasis, may be less likely to have remissions, and more likely to develop other health problems such as heart disease, inflammatory bowel disease, diabetes and lung cancer.

Smoking can make it more difficult to manage your pain. It causes fatigue and slower healing, which can make your pain worse. And it can make some of your PsA medicines less effective.

If you're a smoker, you may be less likely to be as active, and less physical activity can increase your pain too.

As you can see, there are so many good reasons to quit smoking if you have PsA. And these are on top of all the other benefits of quitting for your overall health – like a reduced chance of many cancers, and heart and lung diseases.

Within weeks of quitting, you'll breathe better and have more energy, making it easier to exercise and do day-to-day activities. Over time, your risk of many serious health problems associated with smoking will reduce.

Quitting isn't easy, but the rewards are incredible and there is so much support available. There's no reason to do this alone!



Tips for quitting

- Get help. Talk to your doctor and call the Quitline on 13 78 48.
- Decide on a strategy. Are you going to use nicotine replacement, medicine, coaching or a combination of these?
- Talk to your family and friends. Let them know what you're doing and ask for their support.
- Write down the reasons you want to quit and put this list in prominent places to encourage and motivate you.
- Think of all the situations where you usually smoke and have a plan for what you'll do instead. What will you do if you're around other smokers? What will you do instead of smoking when you have your first cup of coffee or tea in the morning?
- Be kind to yourself. You may have a slip-up to two. It's not the end of the world, or the end of quitting. Get back on track.
- Use some of the money you save and treat yourself to something special, like a massage or gold class movie tickets.
- The [Quitline's website](#) includes heaps of information to help you plan to quit, quit in your own way and support you along the way.

Reducing alcohol

Australia is a country that loves to drink! Wine with dinner, beer at the footy, cocktails at the local bar with friends.

As a result, many of us drink more than the [Australian Alcohol Guidelines](#), which provide recommendations for healthy women and men.

When you have PsA, the risks involved with drinking alcohol can be even greater.

Here are some ways that alcohol may impact your health when you have PsA:

Alcohol can interact with your meds – including commonly used medicines such as non-steroidal anti-inflammatories like ibuprofen, and disease-modifying medicines like methotrexate – where the combination of alcohol and medicine can cause problems like ulcers, bleeding in the stomach and liver damage.

Be aware of the risks, and always read the labels and consumer medicine information (the leaflet that comes with your prescription medicines) about side effects and interactions.

Talk with your doctor or pharmacist about how alcohol can interact with any of the medicines you are taking.

Alcohol affects your sleep. Getting enough quality sleep is vital for our overall health and wellbeing. People with PsA often struggle with sleep – getting to sleep, staying asleep and feeling fatigued when they wake up.

While the idea of a nightcap to help you wind down in the evening may sound like a good idea, alcohol will actually affect the quality of your sleep. Even if you sleep through the night, you're more likely to wake up feeling unrefreshed and foggy.

Alcohol increases your risk of getting injured. If you've been drinking, especially if you've become tipsy or drunk, you're more likely to injure yourself. When you become drunk, you lose your balance and coordination, increasing the risk of falling. A tipsy fall and PsA are not a good combination.

If you do drink too much, you're also more likely to engage in risky behaviours, such as driving, which puts yourself and others at risk.

Alcohol can affect your mental health. Many people turn to alcohol to relax after a stressful day or if they're feeling a bit down. While it may provide a very temporary mood boost; it doesn't last. In the long run, drinking can actually make it harder to deal with stress – and can add to feelings of anxiety and depression.

The many benefits of taking a break from booze

On the upside of all this, if you reduce the amount of alcohol you drink, you're likely to experience lots of benefits – including losing weight, saving money, having more meaningful times with family and friends, sleeping better, having a clearer head and performing better at work.

More to explore

- If you're thinking about slowing down on your drinking, read our article [Should I take a break from booze?](#) It includes lots of tips to help you reduce the hooch (almost painlessly!).
- Sleep Foundation's article [Alcohol and sleep](#) explains how alcohol affects sleep and answers FAQs on the topic.



Protecting yourself from the sun

Australia has one of the highest rates of skin cancer in the world, so it's important that we protect our skin from the sun, especially when the ultraviolet (UV) index is 3 or higher. You can find out the UV index for your area by downloading the [free SunSmart app](#) or visiting the [Bureau of Meteorology \(BOM\)](#) website. Check the level each morning so you can protect your skin from dangerous UV rays that can burn your skin, even on cloudy or overcast days.

Medicines and sunlight

Some medicines used to treat PsA, as well as other more general medicines, can cause your skin to become sensitive to sunlight, where you can become sunburnt and develop skin rashes, even after a very small amount of exposure to the sun. This is called photosensitivity.

Medicines that can make you more sun sensitive include:

- disease modifying anti-rheumatic drugs (DMARDs) including azathioprine, cyclosporin, leflunomide, hydroxychloroquine and methotrexate
- non-steroidal anti-inflammatory drugs (NSAIDS) - like diclofenac and ibuprofen
- antidepressants
- oral contraceptives
- tetracycline-based antibiotics.

Your doctor or pharmacist can tell you more about medicines that are likely to make you sun sensitive.

If you're taking any of these medicines, it's especially important to protect yourself from the sun, by seeking out shade, covering up with clothing, wearing a hat, and using a minimum SPF30+ sunscreen on any areas of skin that you can't cover up.

Psoriasis and sunlight

One of the treatments for psoriasis is exposure to light – both natural (sunlight) and from artificial light sources. This may be done at home with instructions from your dermatologist, or in your dermatologist's rooms. Light therapy should be carefully controlled to ensure you get the benefit of treatment, but also to protect your skin from damage.

Sunscreen and other sun protection (such as hats, shade and sunglasses) are necessary at all other times when the UV index is 3 or higher. Sunscreen can be used on psoriasis, except when your psoriasis is flaring and your skin is inflamed. Talk with your dermatologist about ways you can protect your skin from sun damage when you're having a flare.

More to explore

- Our article [Enjoying the sun safely](#) includes more practical tips to protect yourself in the sun.
- We all need to balance the need for sun protection with our need for vitamin D. This info will help you to find that balance:
 - Our article on [Calcium and vitamin D](#)
 - Osteoporosis Australia's [Vitamin D & Bone Health](#) page, which includes a map to work out how much daily or weekly sun you need for your vitamin D in each area of Australia.

Daily care

Both PsA and many of the medicines used to manage it can affect the way your immune system works, which means that you have an increased risk of picking up infections. That's why it's important to keep your skin clean with careful wiping after using the toilet, a daily shower or bath, and regular handwashing.

Washing your hands thoroughly helps to prevent the spread of diseases, especially after you've been in contact with other people and when you've been out and about at shops, restaurants, movie theatres, sporting venues – anywhere that you're likely to be exposed to germs.

Sometimes, these seemingly simple everyday tasks of using the toilet, showering and washing your hands can be a bit more challenging if PsA means your hand function or fine motor skills are affected.

To make this daily care easier, you could try:

- a toilet seat riser to help you sit down and get up from the toilet
- a bidet to help with cleaning difficult to reach areas
- toilet wipes instead of toilet paper (but remember that they're not flushable)
- toilet paper tongs or aids to help with gripping
- pump action bottles for shampoo, conditioner and shower gel
- a long-handled sponge for washing hard to reach areas when you're showering
- a shower cap in the shower – or use a dry shampoo – on days when you don't have the energy or movement to wash your hair
- giving yourself time to have a longer shower or bath to soothe stiff joints (unless your psoriasis is flaring, as this can increase skin dryness and irritation)
- a soap dispenser instead of a bar of soap
- lever taps or tap turners instead of taps that you need to twist to turn on or off.

Aids and equipment to make life easier

When you have PsA, some simple daily tasks at home and at work can become difficult and painful.

Fortunately, there are plenty of aids, gadgets and other equipment to help make your life easier. Aids and equipment can help you with everything from cooking, cleaning, bathing, writing, mobility, technology and driving.

You can buy some of this equipment from pharmacies, medical suppliers, and hardware stores. Some items can be made by a home handyperson.

If your equipment needs to be installed, you'll need to make sure it's done properly – as equipment like grab rails and bath seats can be dangerous if they're not properly installed. A competent home handyperson and some tradies can do the job – or chat to your local council to see if they can arrange installation.

How an occupational therapist (OT) can help

The range of aids, equipment and other gadgets available is enormous, so you might want to chat with an occupational therapist (OT) to get specific information and advice about the right aids for your needs.

An OT can help you in many other ways when you have PsA, so it's worth enlisting their help as part of your [healthcare team](#).

Common aids and equipment

Some of the aids and equipment that can be useful for people with PsA include:

- bathroom grips or rails to help you with getting in and out of a shower or bath
- raised toilet seats to make sitting down and standing up easier
- cutlery with thick handles for an easy grip
- buttonhooks to fasten buttons
- long-handled combs and brushes
- long-handled shoehorns to help put on shoes
- large-handled items such as can openers, gardening shears and scissors
- walking aids – cane, walking stick or frame
- swivel seat cushion to help you get in and out of the car
- modified computer keyboard and mouse.

This is a very small list to help you understand some of the options available to help you. There are many more aids and equipment available to suit specific tasks and needs.

More to explore

- Find an occupational therapist [here](#).
- [Freedom Solutions](#) is a not-for-profit organisation that makes and modifies equipment needs for people with a disability.
- If you live in Victoria you may be eligible for assistance with the cost of aids through the [Victorian State-wide Equipment Program \(SWEPP\)](#). This can sometimes help with the cost of aids such as wheelchairs or alterations to bathrooms. Have a chat to your GP or OT about this program and your eligibility. It's important to note that there may be a long wait for items available through this scheme.





**Musculoskeletal
Health Australia**
Knowledge. Choice. Connection.